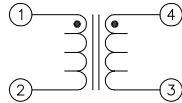
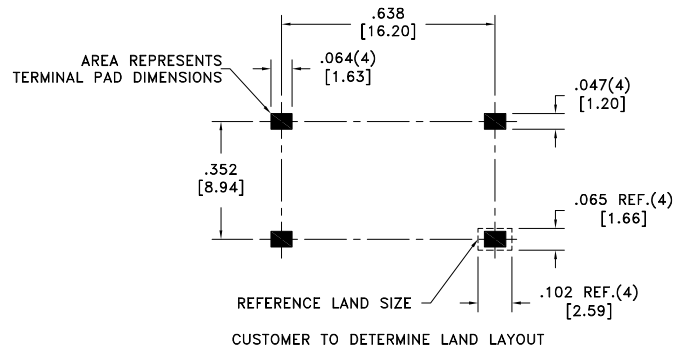
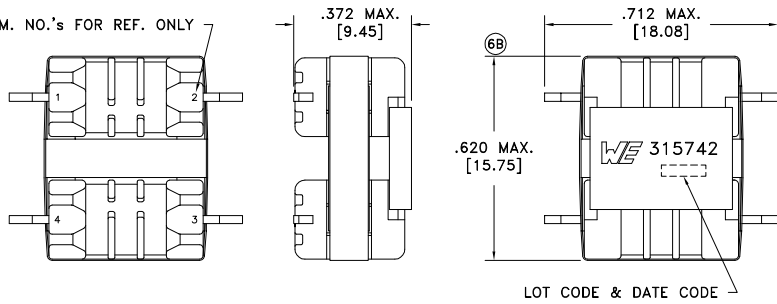


CUSTOMER TERMINAL	RoHS	LEAD(Pb)-FREE
Sn96%, Ag4%	Yes	Yes



PART IS SYMMETRICAL.  
PCB AND MARKING ORIENTATION MAY BE ROTATED 180°.

TERM. NO.'s FOR REF. ONLY



ELECTRICAL SPECIFICATIONS @ 25°C unless otherwise noted:

PARAMETER	TEST CONDITIONS	VALUE
D.C. RESISTANCE	1-2 @20°C	6.30 ohms ±10%
D.C. RESISTANCE	3-4 @20°C	6.30 ohms ±10%
INDUCTANCE	1-2 10kHz, 100mVAC, Ls	24mH typ., 15.6mH min.
INDUCTANCE	3-4 10kHz, 100mVAC, Ls	24mH typ., 15.6mH min.
SATURATION CURRENT	1-4 tie(2+3), 20% rolloff from initial	250mA
LEAKAGE INDUCTANCE	1-4 tie(2+3), 100kHz, 100mVAC, Ls	2.50mH min.
DIELECTRIC	1-4 1875VAC, 1 second	1500VAC, 1 minute
TURNS RATIO	(1-2):(4-3)	1:1, ±2%
SELF RESONANT FREQUENCY	-	440kHz typ.

6C

GENERAL SPECIFICATIONS:

OPERATING TEMPERATURE RANGE: -40°C to +125°C including temp rise.

RATED CURRENT: 240mA causes 40°C temp rise from ambient.

Wire insulation & RoHS status not affected by wire color.  
Wire insulation color may vary depending on availability.

6C

REV.	DATE	Packaging Specifications
6C	11/17	Method: Tape & Reel PKG-1061 www.we-online.com/midcom
6B	5/17	
6A	3/16	SEE REVISION SHEET FOR REVISION LEVEL



Tolerances unless otherwise specified:  
Angles: ±1° Decimals: ±.005 [.13]  
Fractions: ±1/64 Footprint: ±.005 [.13]

This drawing is dual dimensioned. Dimensions in brackets are in millimeters.

DRAWING TITLE

**FILTER**  
**COMMON MODE CHOKE**

eiSos p/n: 750315742



PART NO.

**750315742**

SPECIFICATION SHEET 1 OF 1