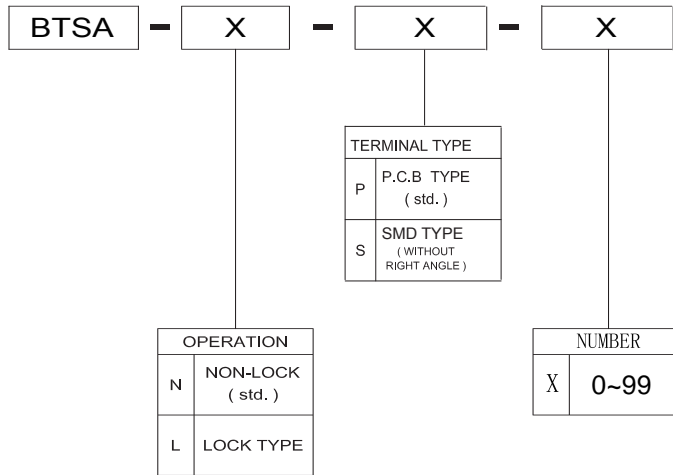


BTSA Series Push Switches

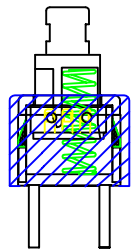


SPECIFICATIONS

SWITCH SPECIFICATIONS	
POLE - POSITION	SPDT , DPDT
CONTACT RATING	12 V DC , 50 mA
CONTACT RESISTANCE	100 mΩ MAX, 1.5 V DC; 100 mA, by Method of Voltage DROP
INSULATION RESISTANCE	100 MΩ MIN, 500 V DC for 1 minute
DIELECTRIC STRENGTH	Breakdown Is not Allowable ; 500 V AC for 1 Minute
OPERATING FORCE	250 ± 50 gf
OPERATING LIFE	10,000 cycles
OPERATING TEMPERATURE RANGE	-20°C ~ 70°C
TOTAL TRAVEL / OPERATING TRAVEL	2 ± 0.3 mm / 1.3 ± 0.3 mm

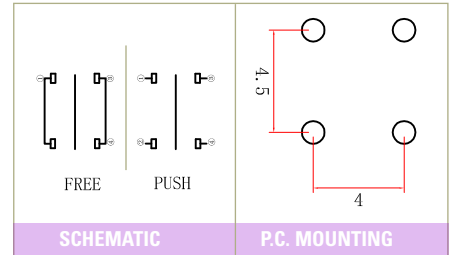
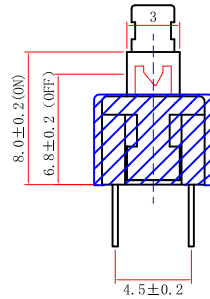
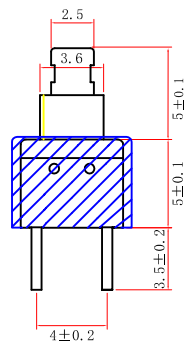
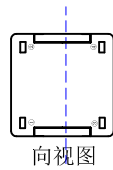
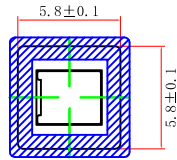
Materials

- KNOB: POM Natural
- HOUSING: PA Black
- COVER: PC Grey
- TERMINAL: Bras, silver plated
- CONTACT CLIP: Phosphor bronze, silver clad
- SPRING: Stainless steel
- HOOK LOCK: Stainless steel (latch)

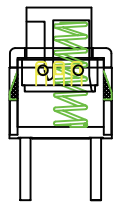


BTSA-N-P-0
BTSA-L-P-0

FOOTPRINT : 5.8*5.8MM
HEIGHT : 10MM

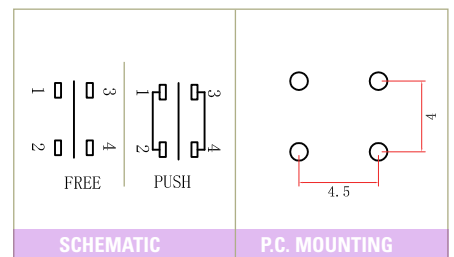
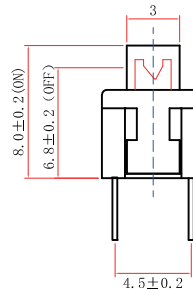
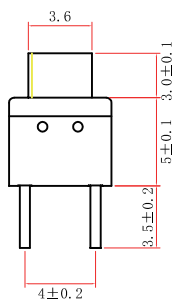
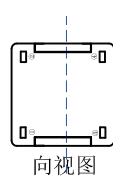
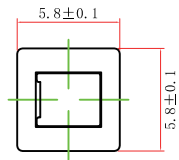


Detect



BTSA-N-P-1
BTSA-L-P-1

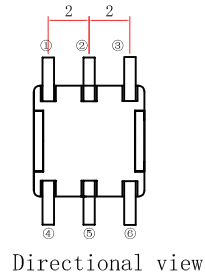
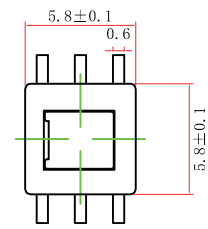
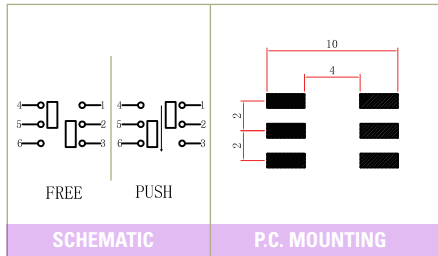
FOOTPRINT : 5.8*5.8MM
HEIGHT : 8MM



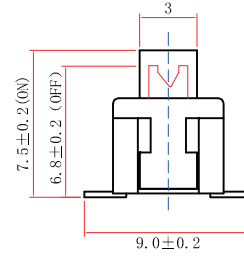
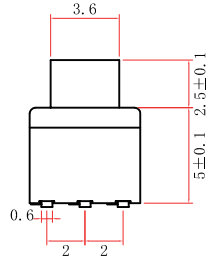
Dimensions are shown:mm
Specifications and dimensions subject to change

BTSA Series Push Switches

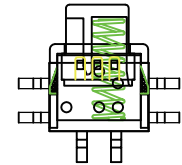
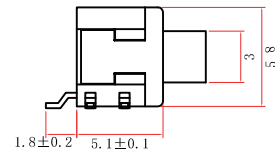
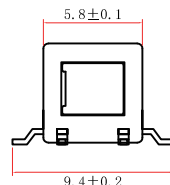
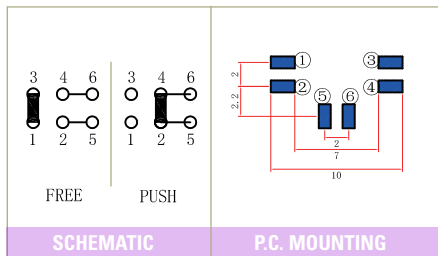
FOOTPRINT: 5.8*5.8MM
HEIGHT: 7.5MM



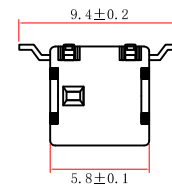
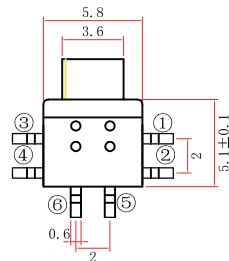
BTSA-N-S-2
BTSA-L-S-2



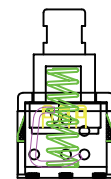
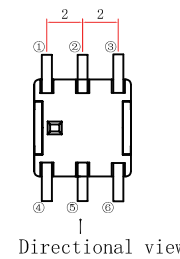
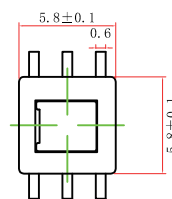
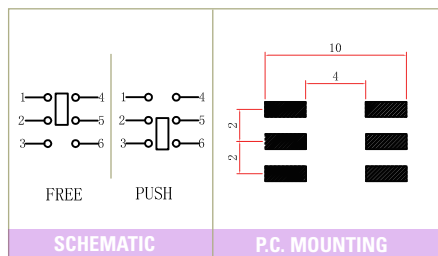
FOOTPRINT: 5.8*5.8MM
HEIGHT: 5.8MM



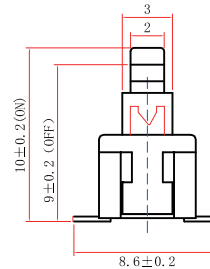
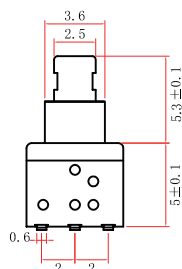
BTSA-N-S-3
BTSA-L-S-3



FOOTPRINT: 5.8*5.8MM
HEIGHT: 10.3MM



BTSA-N-S-4
BTSA-L-S-4



Detect



Third Angle Projection

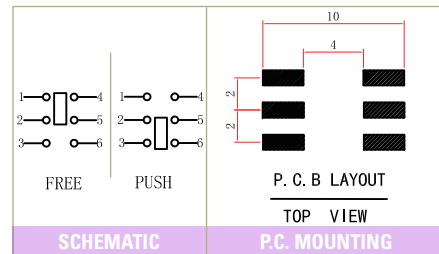
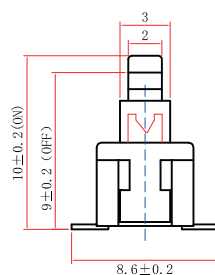
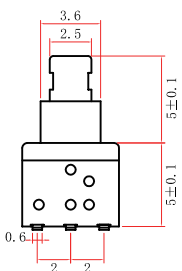
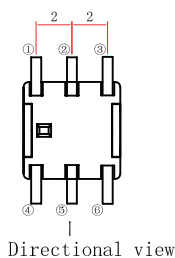
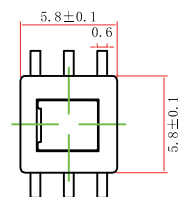
Dimensions are shown:mm
Specifications and dimensions subject to change

BTSA Series Push Switches

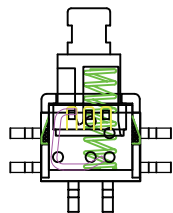
FOOTPRINT: 5.8*5.8MM
HEIGHT: 10MM



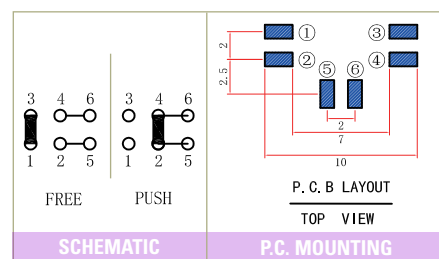
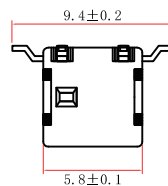
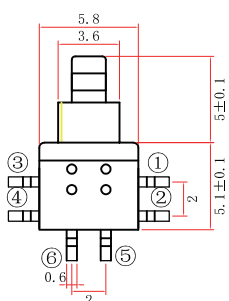
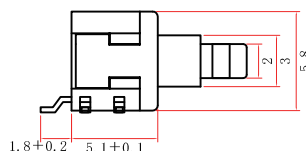
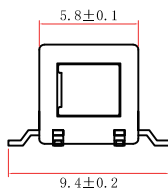
BTSA-N-S-5
BTSA-L-S-5



FOOTPRINT: 5.8*10.1MM
HEIGHT: 5.8MM



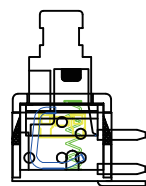
BTSA-N-S-6
BTSA-L-S-6



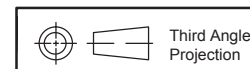
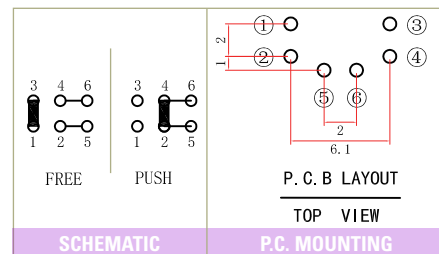
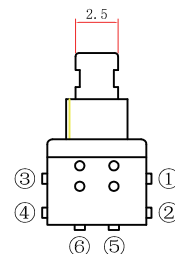
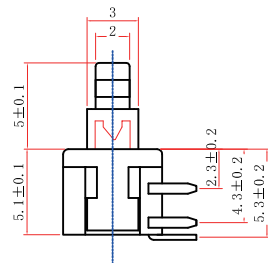
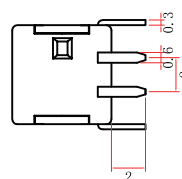
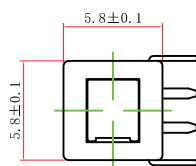
E

Detect

FOOTPRINT: 5.8*10.1MM
HEIGHT: 5.8MM



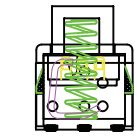
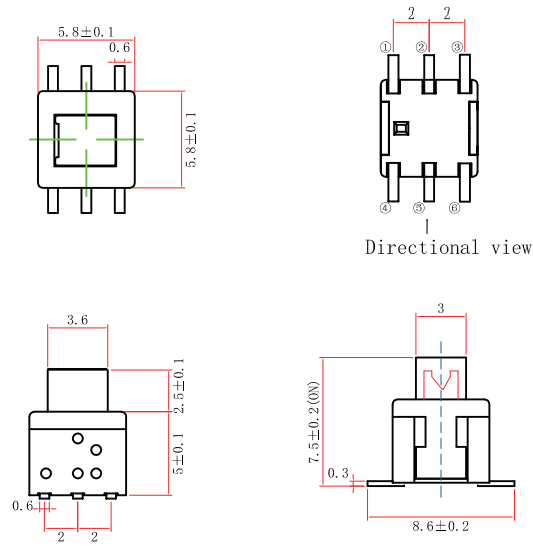
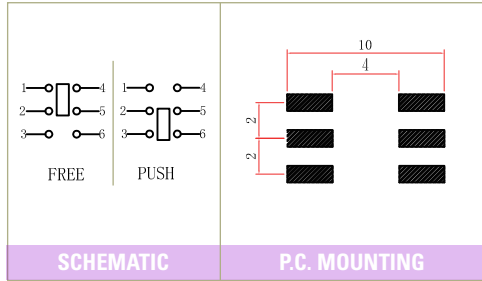
BTSA-N-P-7
BTSA-L-P-7



Dimensions are shown:mm
Specifications and dimensions subject to change

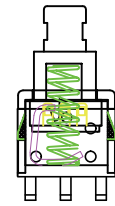
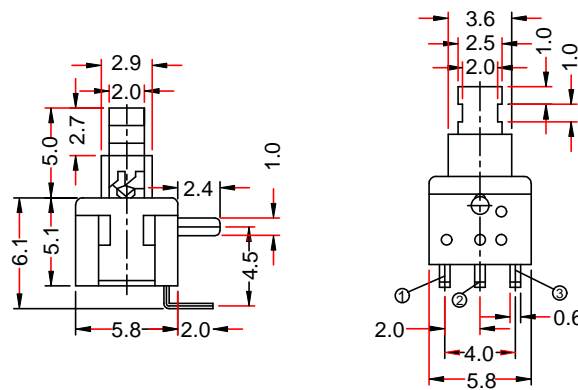
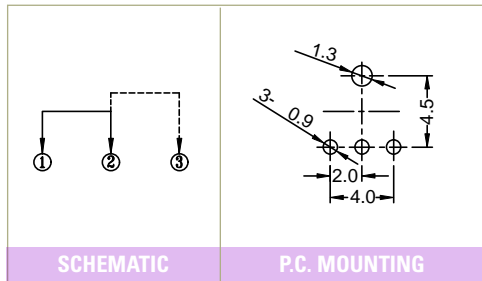
BTSA Series Push Switches

FOOTPRINT: 5.8*5.8MM
HEIGHT: 7.5MM



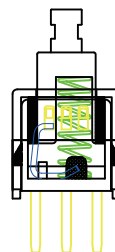
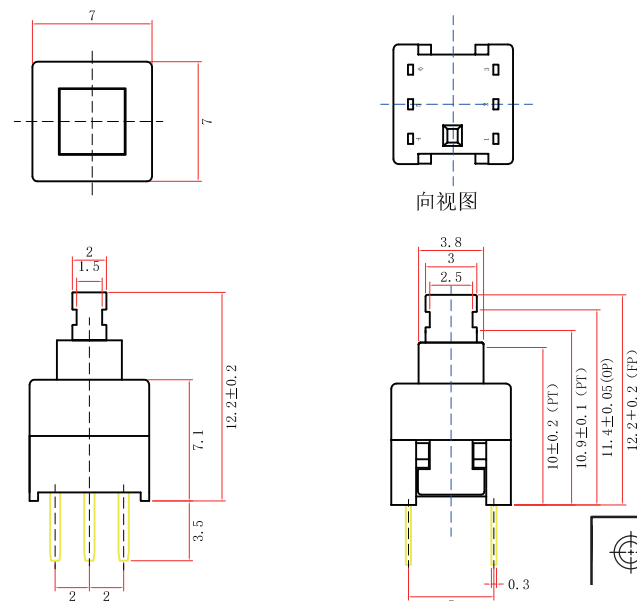
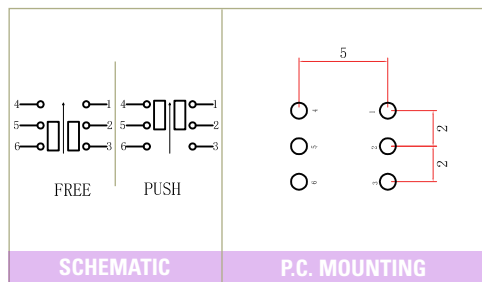
BTSA-N-S-8
BTSA-L-S-8

FOOTPRINT: 5.8*5.8MM
HEIGHT: 10.1MM

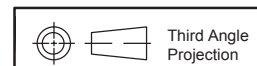


BTSA-N-P-9
BTSA-L-P-9

FOOTPRINT: 7.0*7.0MM
HEIGHT: 12.2MM



BTSA-N-P-10
BTSA-L-P-10



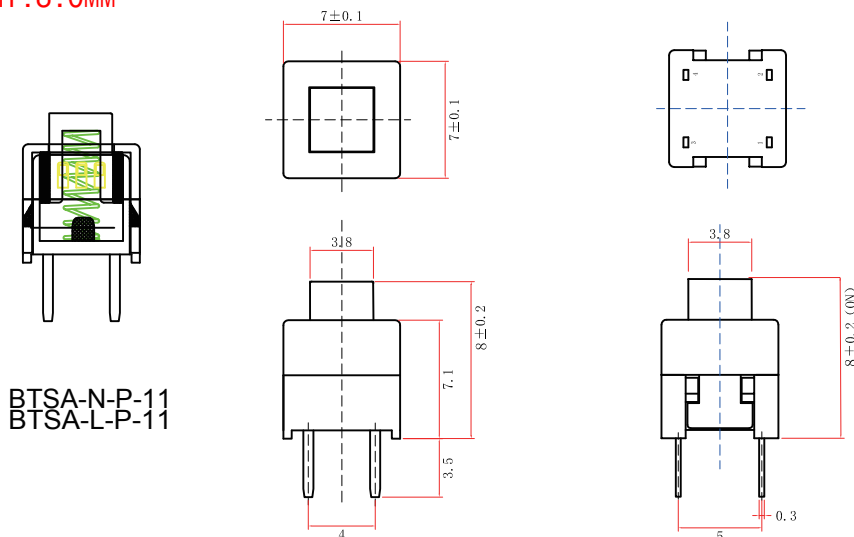
Dimensions are shown:mm
Specifications and dimensions subject to change



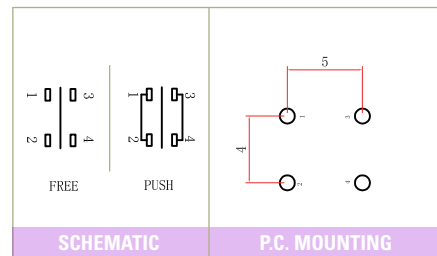
Detect

BTSA Series Push Switches

FOOTPRINT: 7.0*7.0MM
HEIGHT: 8.0MM



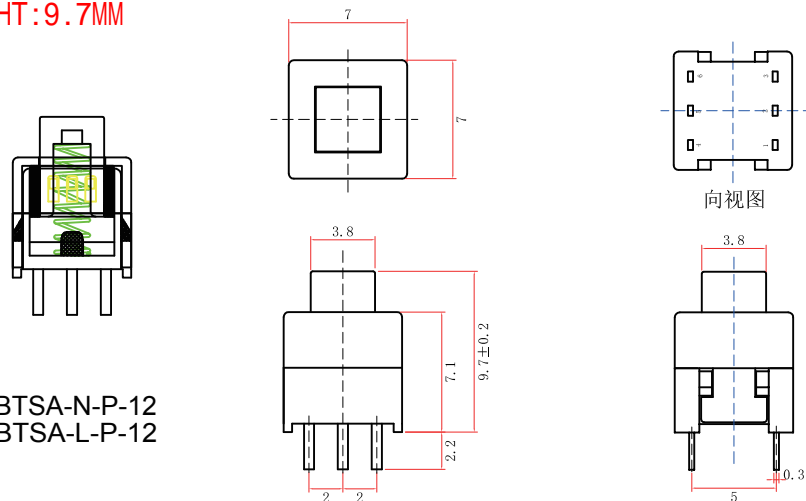
BTSA-N-P-11
BTSA-L-P-11



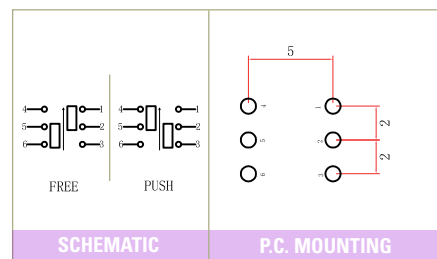
SCHEMATIC

P.C. MOUNTING

FOOTPRINT: 7.0*7.0MM
HEIGHT: 9.7MM



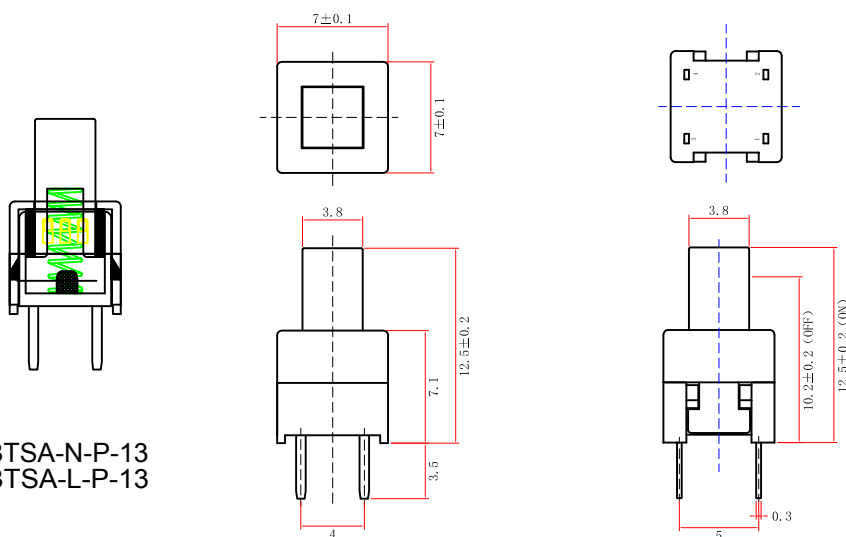
BTSA-N-P-12
BTSA-L-P-12



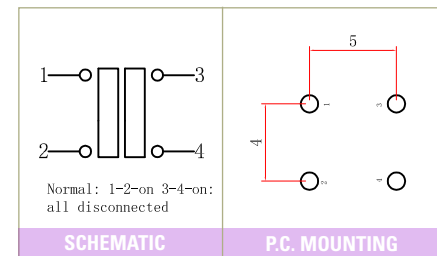
SCHEMATIC

P.C. MOUNTING

FOOTPRINT: 7.0*7.0MM
HEIGHT: 12.5MM



BTSA-N-P-13
BTSA-L-P-13



SCHEMATIC

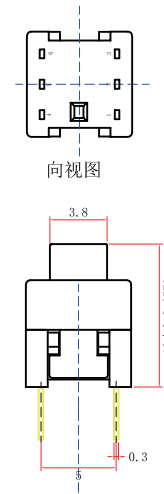
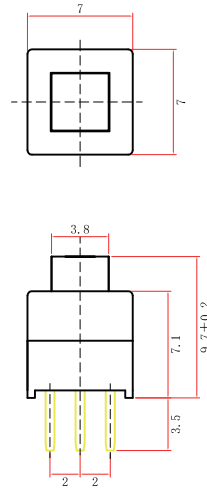
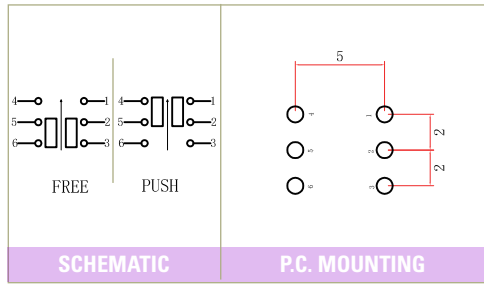
P.C. MOUNTING



Detect

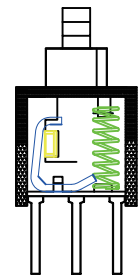
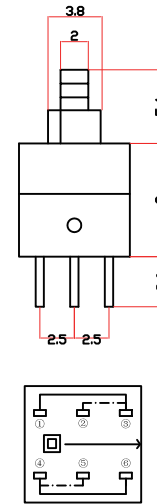
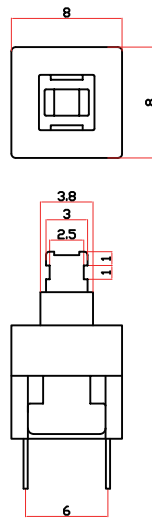
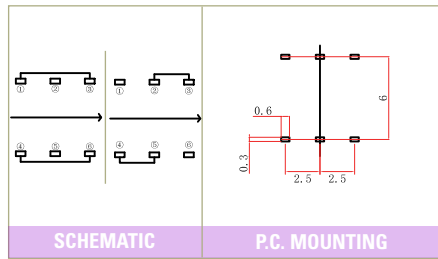
BTSA Series Push Switches

FOOTPRINT: 7.0*7.0MM
HEIGHT: 9.7MM



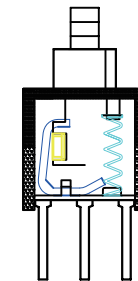
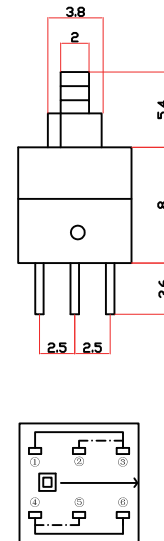
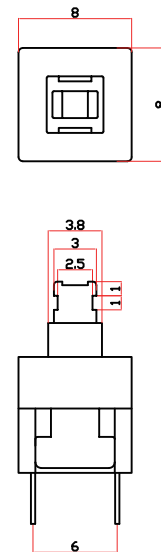
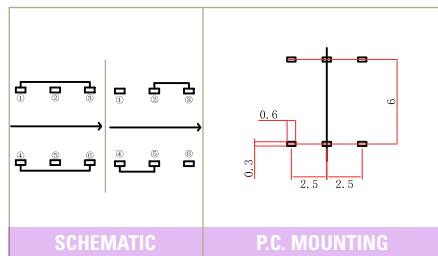
BTSA-N-P-14
BTSA-L-P-14

FOOTPRINT: 8.0*8.0MM
HEIGHT: 13.4MM



BTSA-N-P-15
BTSA-L-P-15

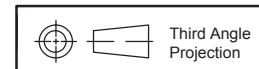
FOOTPRINT: 8.0*8.0MM
HEIGHT: 13.4MM



BTSA-N-P-16
BTSA-L-P-16



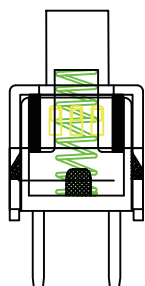
Detect



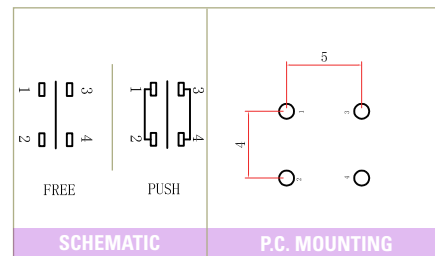
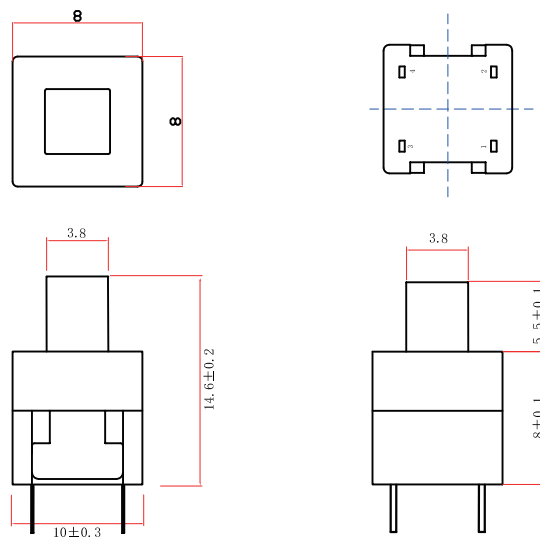
Dimensions are shown:mm
Specifications and dimensions subject to change

BTSA Series Push Switches

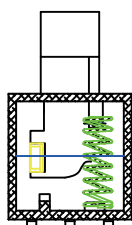
FOOTPRINT: 8.0*8.0MM
HEIGHT: 13.5MM



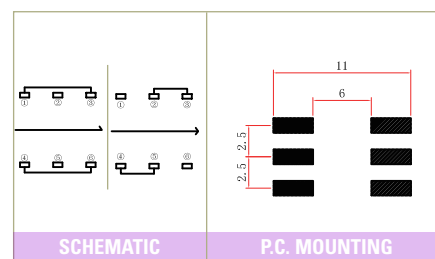
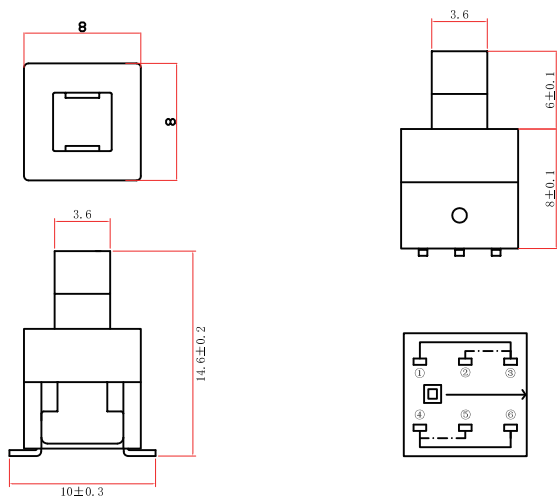
BTSA-N-P-17
BTSA-L-P-17



FOOTPRINT: 8.0*8.0MM
HEIGHT: 14.6MM

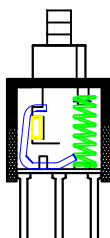


BTSA-N-S-18
BTSA-L-S-18

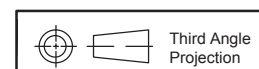
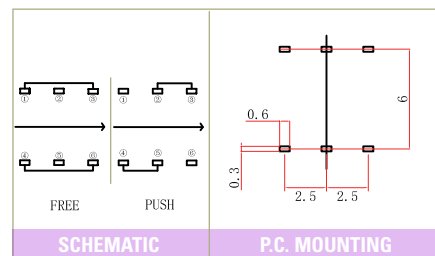
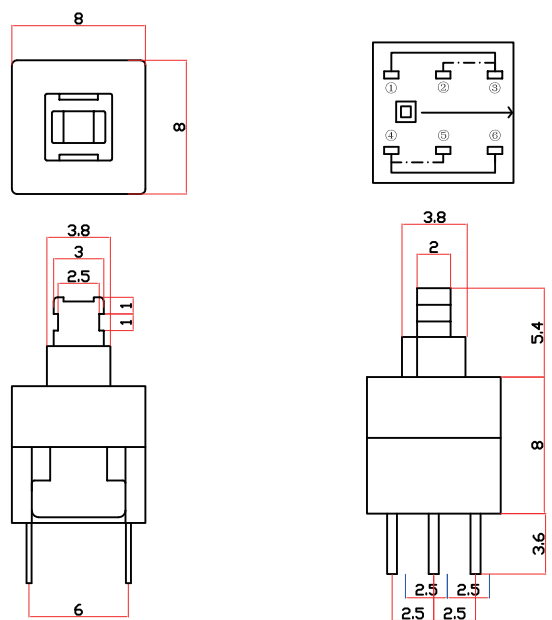


Detect

FOOTPRINT: 8.0*8.0MM
HEIGHT: 13.4MM



BTSA-N-P-19
BTSA-L-P-19



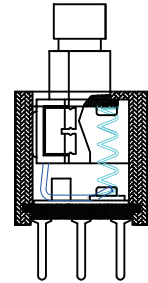
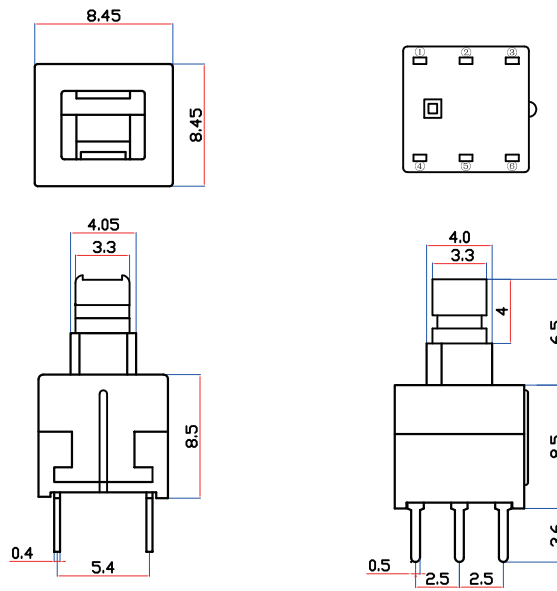
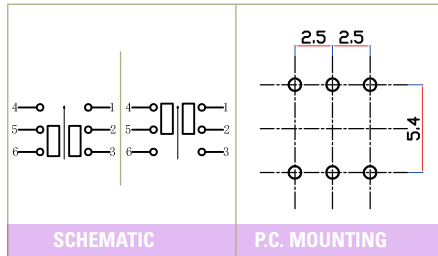
Third Angle
Projection

Dimensions are shown:mm
Specifications and dimensions subject to change



BTSA Series Push Switches

FOOTPRINT: 8.45*8.45MM
HEIGHT: 15MM



BTSA-N-P-20
BTSA-L-P-20



Detect