

HR618803E

Electrical Specification @25°C

RoHS Compliant (PB Free)

Operating Temperature Range: -40°C ~ +85°C

Isolation: 1500Vrms 0.5mA 60sec (Primary to Secondary)

OCL: 350uH Minimum @100KHz 100mV with 8mADC

OCL: 120uH Minimum @100KHz 100mV with 19mADC

Insertion Loss: -1.0dB Maximum @1MHz ~ 100MHz

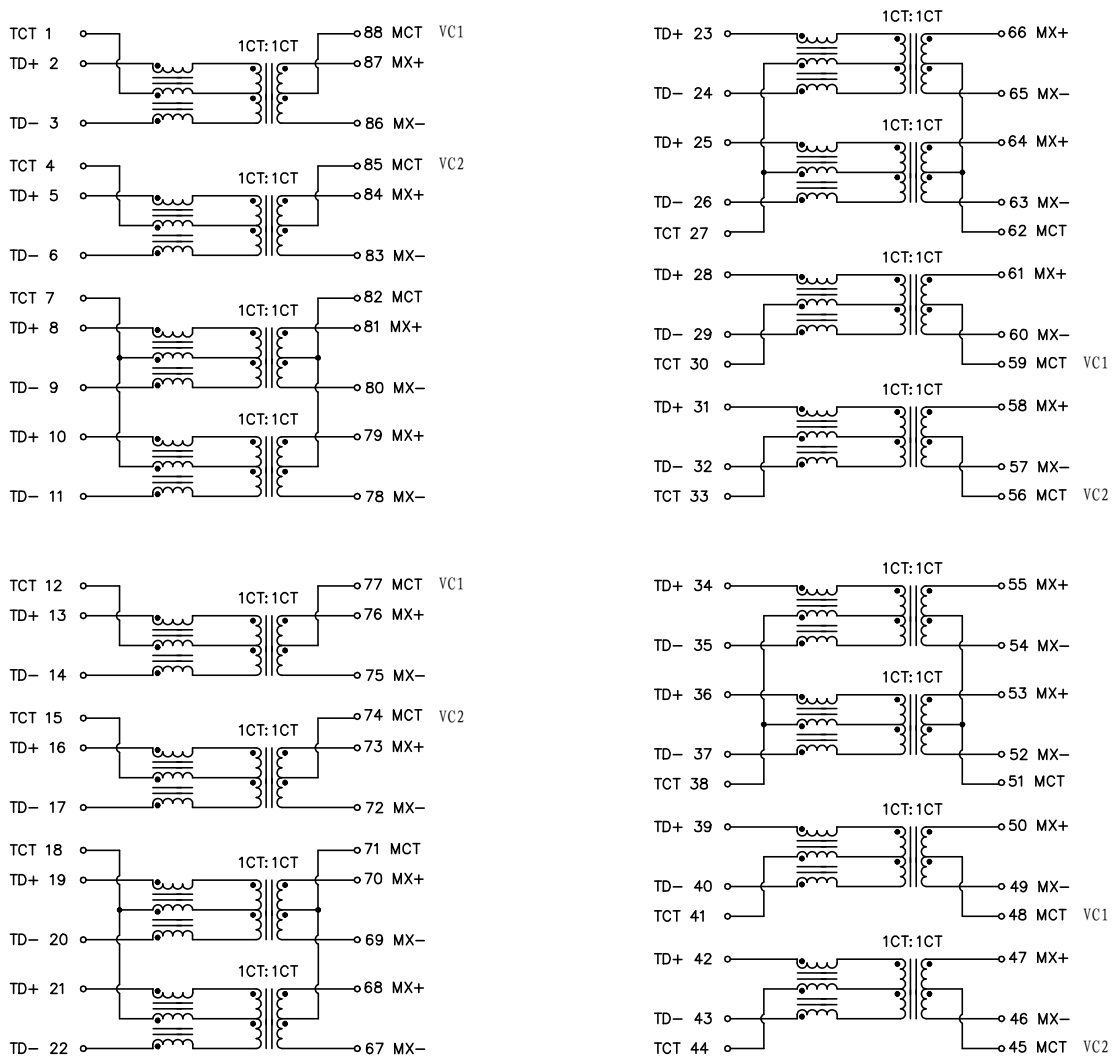
Return Loss: -18dB Minimum @1MHz ~ 30MHz / -13.5dB Minimum @30MHz ~ 60MHz
-12dB Minimum @60MHz ~ 80MHz / -10dB Minimum @80MHz ~ 100MHz

Common Mode Rejection: -30dB Minimum @1MHz ~ 100MHz

Crosstalk: -30dB Minimum @1MHz ~ 100MHz

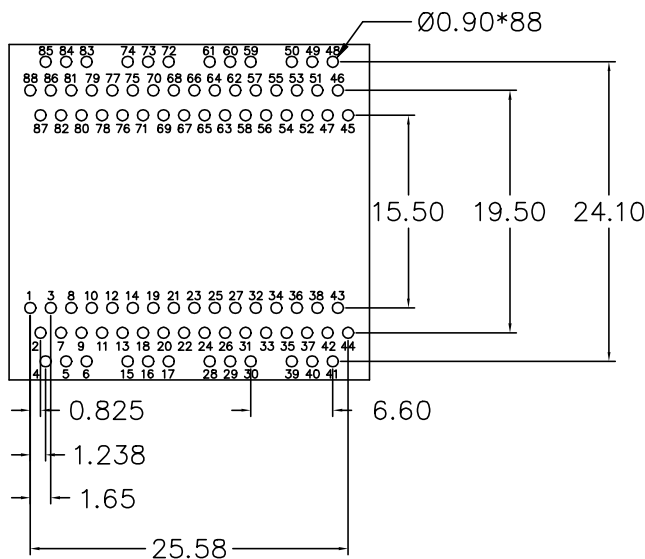
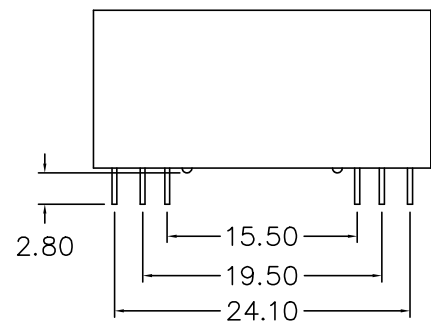
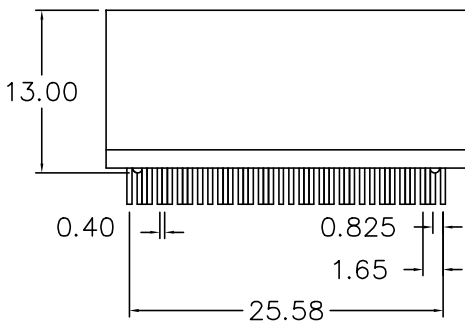
Designed to support 720mA DC current ability when using VC1 and VC2

Schematics



HR618803E

Mechanical Dimensions



SUGGESTED PCB PAD LAYOUT

Dimensions in mm

Unless otherwise specified, Tol.: .xx ± 0.25

REV.: 00