中望CAD教育版设计

MAPX	MODIFICATION	DATE

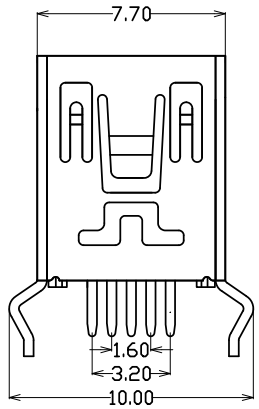

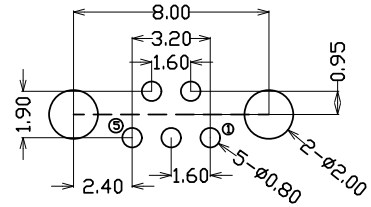

Recommended PCB Layout

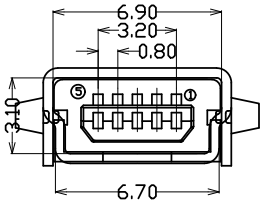

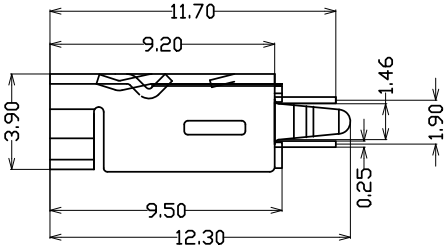

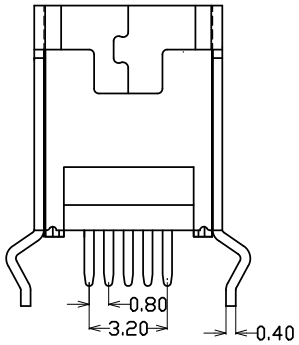

规格说明:Specifications:

电气特性:Electrical:

1. 额定电流：Current Rating
   1.0A/contact terminal
2. 额定电压：Voltage Rating
   30V DC
3. 接触阻抗:Contact Resistance
   50 milliohms MAX
4. 耐电压:Dielectnic Withstanding Voitage:
   300 V AC AT Sea Levol
5. 绝缘阻抗:Lnsulation Resistance:
   100MEGA ohms MIN

物理性能:Mechanical:

1. 插拔力：Cnnector Mate and Unmate Force
   Mate force:3.0kgf(MAX)
   Unmate force:0.7kgf(MIN)
2. 端子保持力：Terminal Retenion
   0.5kgf(MIN)

原材料:Matorial:

1. 塑胶:Housing:
   Hing Temperature Tnermaplastics,
   Ul 94V-0 LCP Black
2. 端子:Contact:Copper Alloy C2680/C5191
3. 外壳:Shell: Copper Alloy C2680

电镀:Finish:

1. 端子:Contact: Piated Gold in Mating Area;
   Tin On Solder Talls
2. 外壳:Shell:
   Nickel Plating

PIN	NAME
5	GND
4	ID
3	D+
2	D−
1	VBUS

PIN ASSIGNMENT

产品图
PRODUCT CHART DWG

公差一览表
TOLERANCE UNLESS OTHERMSE

X.	±0.35	X.	±5.°
.X	±0.30	.X	±2.°
.XX	±0.20	.XX	±1.°
.XXX	±0.10	.XXX	±0.5°

深圳市精拓金电子有限公司

单位 UNITS	MM	制图 DRAWING	林属升	制图料号 PRODUCT PART NO.	920-462A2021Y10101
比例 SCALE	1:1	审核 CHKD	郭治富	产品名称 PRODUCT NO.	MINI/5P母座180度弯脚铜壳LCP黑胶
日期 DATE	2014-07-19	核准 APPD	黄国荣	角法 VIEW	版本 VER: A0

中望CAD教育版设计