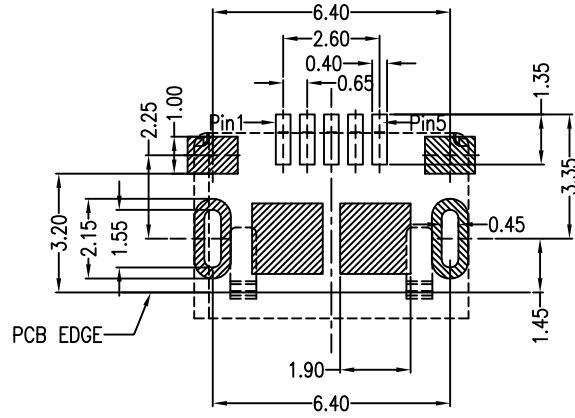
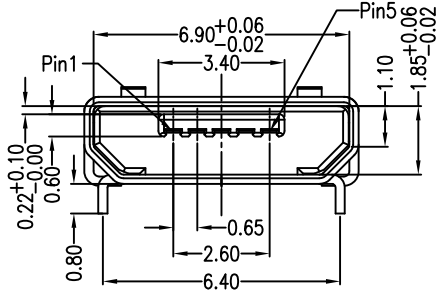
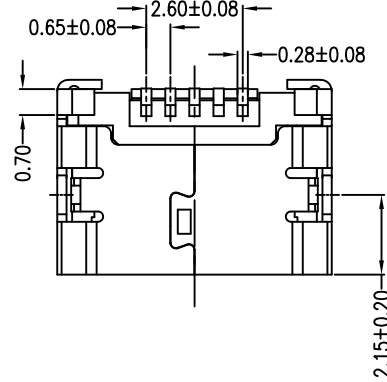
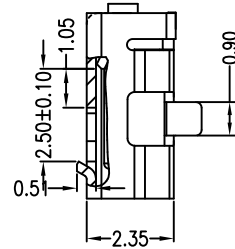
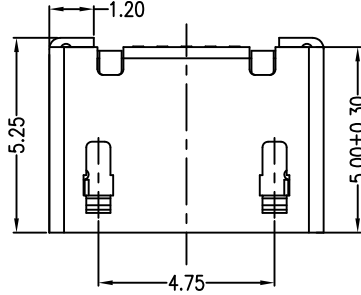
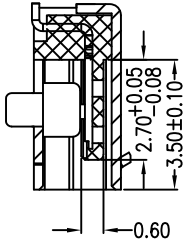
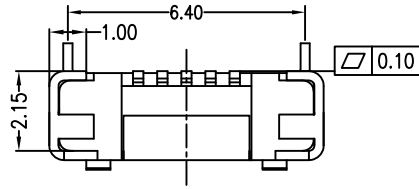


MAPX	MODIFICATION	DATE



RECOMMENDED PCB LAYOUT
PCB图仅供参考

Note:

1. Material:
 - 1.1 Housing: High temperature thermoplastic with g.f, UL94v-0
 - 1.2 Contact: copper alloy, t=0.20mm
 - 1.3 Shell: copper alloy or sus, t=0.25mm
2. Specification:
 - 2.1 Current rating: 1,5PIN 1.8A Max/2,3,4PIN 1A Max.
 - 2.2 Dielectric withstanding voltage: 100 V(ac) for 1 min.
 - 2.3 Contact resistance: 30 mΩ Max.
 - 2.4 Insulation resistance: 100 MΩ Min.
 - 2.5 Total mating force: 3.57 Kgf Max.
 - 2.6 Total unmating force: 1.0 Kgf Min.
 - 2.7 Temperature range: -30°C~80°C

产品图 PRODUCT CHART DWG				深圳市精拓金电子有限公司							
公差一览表 TOLERANCE UNLESS OTHERWISE				单位	MM	制图	YANG	制图料号	920-B62A2021S10100		
X	±0.30	X	±5.°	UNITS		DRAWING		PRODUCT PART NO.			
.X	±0.25	.X	±2.°	比例	1:1	审核	郭志富	产品名称	MICRO 5S B型6.4无边无柱两脚插板加焊脚吸盘SMT		
.XX	±0.15	.XX	±1.°	SCALE		核准	黄国荣	角法			
.XXX	±0.10	.XXX	±0.5°	日期	2019. 11. 23	APPD		版本	AO	VER	