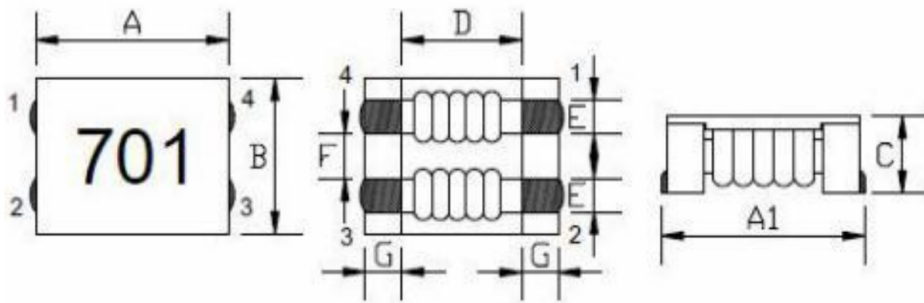
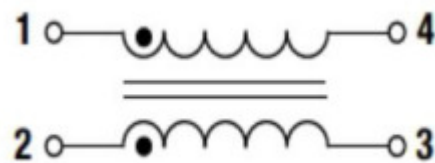


DIMENSION (UNIT : mm)



A	12.0±0.5
A1	12.5±0.5
B	10.8±0.5
C	6.4Max
D	7.0Typ
E	2.7±0.2
F	2.5±0.2
G	2.5±0.2

CIRCUIT DIAGRAM



ELECTRICAL CHARACTERISTIC							
P/N	Z (Ω) @100MHz		RDC (mΩ) Max	Rated Current (A) Max	IR (MΩ) Min	Rated Voltage (V) Max	Mark
	Min	Typ					
SMW1211S800UTT	80	230	2	10.0	10	125	800
SMW1211S701STT	500	700	6	8.0	10	125	701
SMW1211S102QTT	750	1000	14	6.0	10	125	102

测试仪器：

Z (Q) : HP4395A

RDC (Q) : CH502BC

Rated Current (A) : CH1062A+CH1320

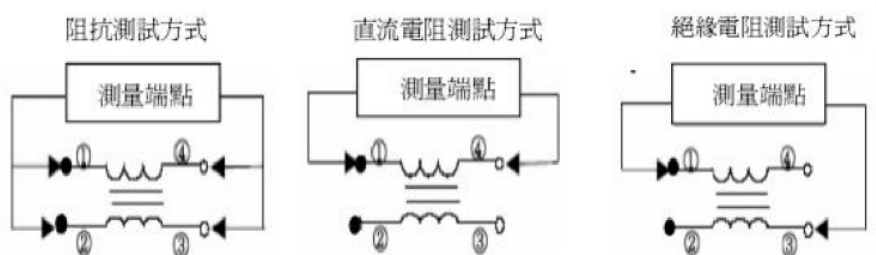
IR (MQ) : CH19073

Rated Voltage (V) : CH9052

注意事项

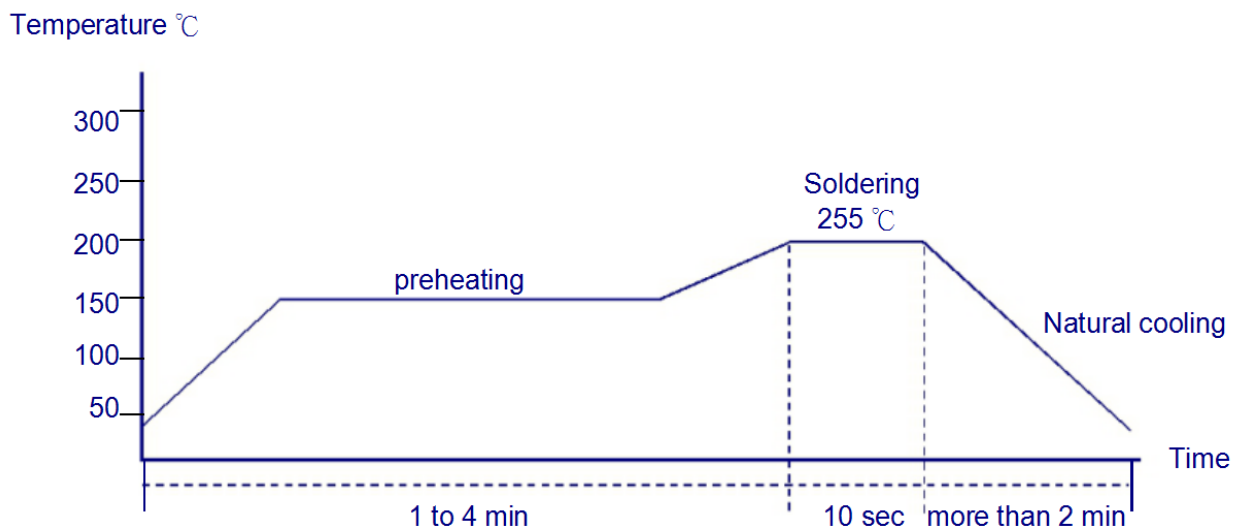
1.平贴度为 0.10mmMax.

2.特性测试方法

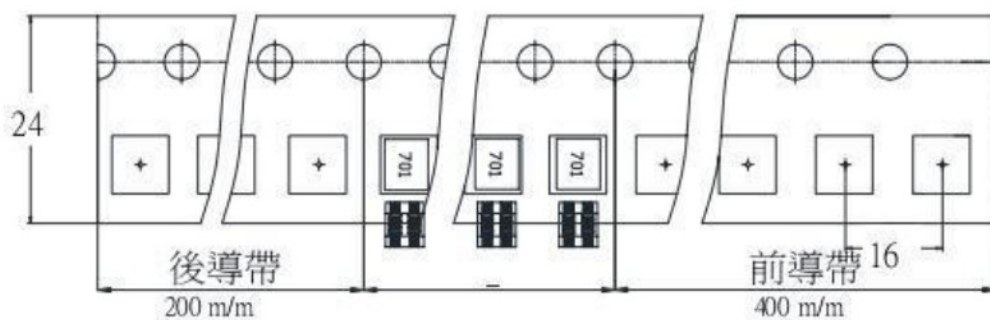


RELIABILITY TEST

Test Items	Test Conditions	Criteria
1. Low temperature storage	Placed at -40°C for 500 hours, then measured at room ambient temperature after placing 24 hours.	Inductance shall be within $\pm 10\%$ of the initial value.
2. High temperature storage	Placed at $+125^{\circ}\text{C}$ for 500 hours, then measured at room ambient temperature after placing 24 hours.	Inductance shall be within $\pm 10\%$ of the initial value.
3. Thermal shock	-40°C , 30min. \sim $+125^{\circ}\text{C}$, 30min., 500hours	Inductance shall be within $\pm 10\%$ of the initial value.
4. Humidity resistance	Placed at 90 to 95%RH, $+50^{\circ}\text{C}$ for 500 hours, then measured at room ambient temperature after placing 24 hours.	Inductance shall be within $\pm 10\%$ of the initial value. Insulation resistance $> 100\text{Mohm}$ at DC
5. Drop	Drop specimen three times on concrete floor from a height of 1 meter which mounted on test board.	Inductance shall be within $\pm 10\%$ of the initial value.
6. Vibration	Frequency: 10~500Hz Amplitude: 1.5mm or 10G Sweep time: 1oct/min Test Directions: X,Y,Z Test Time: 2 hours each direction	Inductance shall be within $\pm 10\%$ of the initial value.
7. Terminal strength	Add static load 4.9N (500gf) to inductor through hole of test board for 10 ± 2 sec.	No detachment of terminal pin and no breakage of wire.
8. Soldering heat resistance	Dip inductor's terminal in solder bath of following conditions: 1) $260 \pm 5^{\circ}\text{C}$, 10 ± 1 sec, 2) $350 \pm 10^{\circ}\text{C}$, 3.5 ± 0.5 sec	Inductance shall be within $\pm 10\%$ of the initial value. Appearance: No damage

REFLOW-PROFILE

PACKAGING



起始字需对准定位孔, 印字仅供参考

Transparent carrier and cover tape/透明載帶和覆蓋帶

Adhesive strength of cover tape is 20 to 120 gf

The conduction band direction

