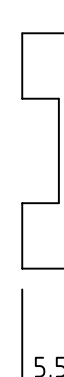
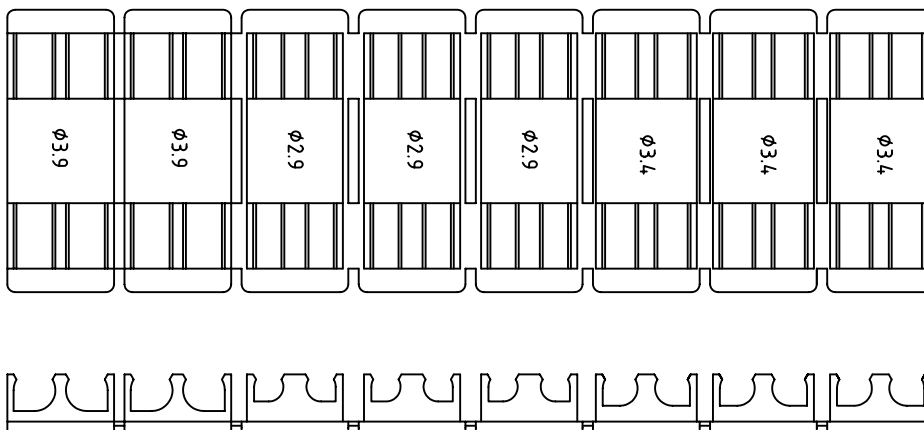


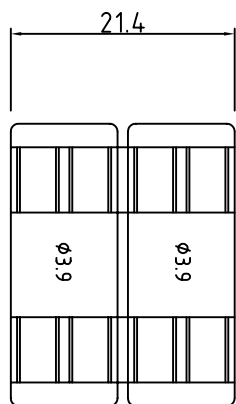
3rd ANG PROJECTION

RICHCO ADDED RMS NO. 04/08/09

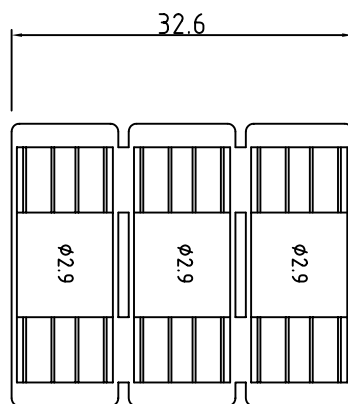
REV	DESCRIPTION	DATE	APPROVED
1	INITIAL ISSUE	131100	CDD



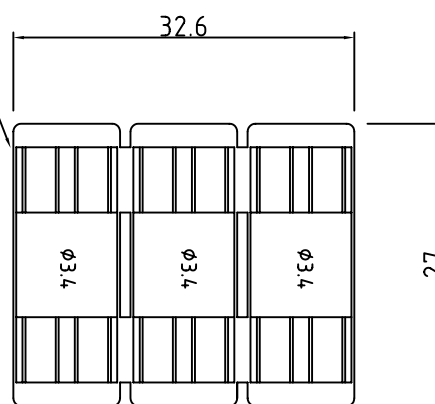
ENSURE ALL CUT EDGES ARE BURR FREE



EFA04 71 P03
3.9 COUPLER CLIP



EFA04 71 P01
2.9 COUPLER CLIP



EFA04 71 P02
3.4 COUPLER CLIP

EFA04 18 001 TO BE CROPPED TO SIZE USING CROPPING TOOL PART No:

THE "P" IN THE PART No DENOTES PADS TO BE SUPPLIED WITH EACH SECTION (RMS-143)

NOTES: EFA04 71 001, EFA04 71 002, EFA04 71 003 (RMS-390)

ALL DIMS IN MM UNLESS STATED		GEN TOLS 0 = +/- 0.5 0.0 = +/- 0.3 0.00 = +/- 0.1	EUROPLUS FIBRE OPTICS Unit 2, Deben Way, Melton, Woodbridge, Suffolk IP12 1RB Tel: (01394) 386811 Fax: (01394) 380572
DRAWN CDD	DATE 131100	SIZE	FILE NAME
CHKD CDD	DATE 131100	SCALE 3-1	0471P0X
DO NOT SCALE DRAWING		DWG. No	REV.
		EFA04 71 P0X	1
		SHEET	1 of 1

MATERIAL Sniamid C50 H2	THIS DOCUMENT CONTAINS PROPRIETARY INFORMATION WHICH SHALL NOT BE REPRODUCED, TRANSFERRED TO OTHER DOCUMENTS, DISCLOSED TO OTHERS USED FOR MANUFACTURING OR ANY OTHER PURPOSE WITHOUT THE WRITTEN AUTHORISATION OF EUROPLUS FIBRE OPTICS Ltd.	DESCRIPTION
FINISH Flash Free		Coupler clip EFA04 18 001 cut to size
ICE No:		