

环保物料

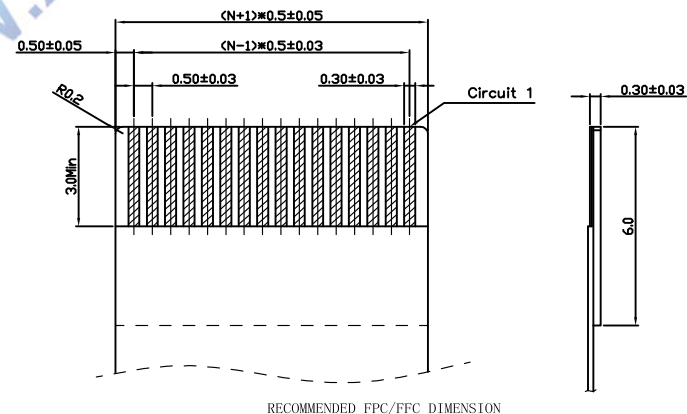
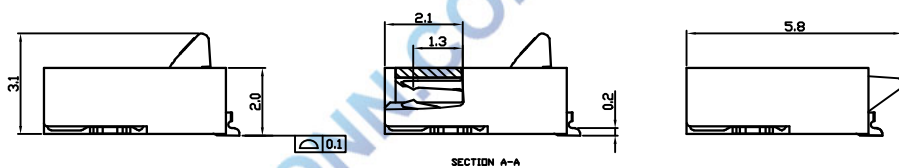
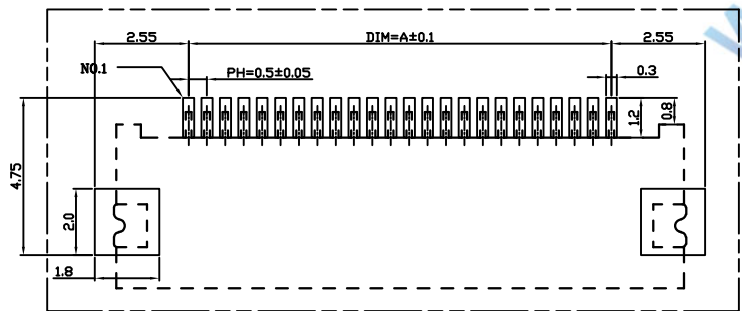
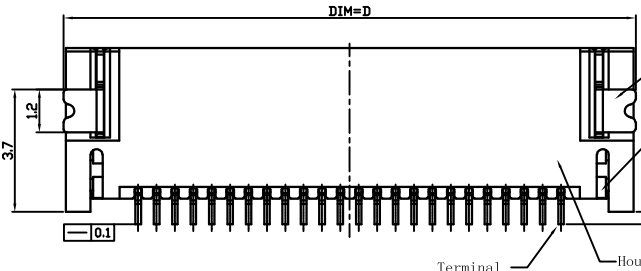
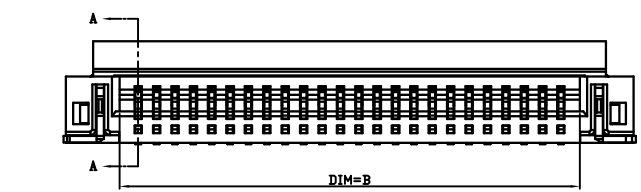
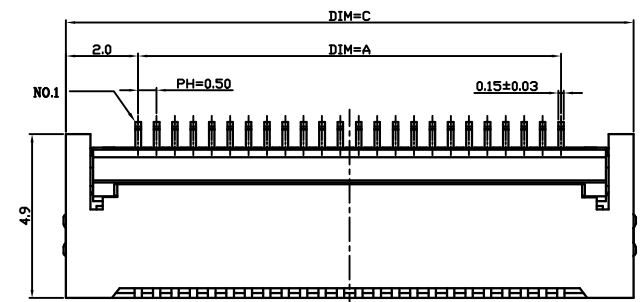
TEL:0769-82001899

Electrical Characteristics:
 Current rating: 0.4A AC/DC
 Voltage rating: 50V AC/DC
 Temperature range: -25°C~+85°C
 Withstand Voltage: 200V AC/Minute
 Contact Resistance: ≤ 20mΩ
 Insulation resistance: ≥ 500mΩ
 Relative Humidity: 93%+40°C

Material Description:
 Terminal: Phosphor Bronze
 Fitting Nail: Brass Tin-plated
 Housing: Thermoplastic(UL94V-0)
 Slider: Thermoplastic(UL94V-0)

F0504-H-xx-20T-R
 R=卷装 无=管装
 T=镀锡 G=镀金
 Pin位数
 H=上下接

PIN数	DIM=A	DIM=B	DIM=C	DIM=D
4P	1.5	2.60	5.50	5.70
5P	2.0	3.10	6.00	6.20
6P	2.5	3.60	6.50	6.70
7P	3.0	4.10	7.00	7.20
8P	3.5	4.60	7.50	7.70
9P	4.0	5.10	8.00	8.20
10P	4.5	5.60	8.50	8.70
11P	5.0	6.10	9.00	9.20
12P	5.5	6.60	9.50	9.70
13P	6.0	7.10	10.00	10.20
14P	6.5	7.60	10.50	10.70
15P	7.0	8.10	11.00	11.20
16P	7.5	8.60	11.50	11.70
17P	8.0	9.10	12.00	12.20
18P	8.5	9.60	12.50	12.70
19P	9.0	10.10	13.00	13.20
20P	9.5	10.60	13.50	13.70
21P	10.0	11.10	14.00	14.20
22P	10.5	11.60	14.50	14.70
23P	11.0	12.10	15.00	15.20
24P	11.5	12.60	15.50	15.70
25P	12.0	13.10	16.00	16.20
26P	12.5	13.60	16.50	16.70
27P	13.0	14.10	17.00	17.20
28P	13.5	14.60	17.50	17.70
29P	14.0	15.10	18.00	18.20
30P	14.5	15.60	18.50	18.70
31P	15.0	16.10	19.00	19.20
32P	15.5	16.60	19.50	19.70
33P	16.0	17.10	20.00	20.20
34P	16.5	17.60	20.50	20.70
35P	17.0	18.10	21.00	21.20
36P	17.5	18.60	21.50	21.70
37P	18.0	19.10	22.00	22.20
38P	18.5	19.60	22.50	22.70
39P	19.0	20.10	23.00	23.20
40P	19.5	20.60	23.50	23.70
41P	20.0	21.10	24.00	24.20
42P	20.5	21.60	24.50	24.70
43P	21.0	22.10	25.00	25.20
44P	21.5	22.60	25.50	25.70
45P	22.0	23.10	26.00	26.20
46P	22.5	23.60	26.50	26.70
47P	23.0	24.10	27.00	27.20
48P	23.5	24.60	27.50	27.70
49P	24.0	25.10	28.00	28.20
50P	24.5	25.60	28.50	28.70
51P	25.0	26.10	29.00	29.20
52P	25.5	26.60	29.50	29.70
53P	26.0	27.10	30.00	30.20
54P	26.5	27.60	30.50	30.70
55P	27.0	28.10	31.00	31.20
56P	27.5	28.60	31.50	31.70
57P	28.0	29.10	32.00	32.20
58P	28.5	29.60	32.50	32.70
59P	29.0	30.10	33.00	33.20
60P	29.5	30.60	33.50	33.70



RECOMMENDED P.C.B PATTERN LAYOUT

RECOMMENDED FPC/FFC DIMENSION

				TOLERANCE UNLESS OTHERWISE		DRAWN	CK	tan
X.	±0.30	X°	±5°	CHKD				
.X	±0.20	.X°	±2°	APPD				
.XX	±0.08	.XX°	±1°	VIEW				
.XXX	±0.03	.XXX°	±0.5°					

XFCN兴飞连接器有限公司
 CONNECTORS XFCN CONNECTORS CO., LTD.

PRODUCT NAME: FPC 0.50mm Connectors
 PART. NO.: F0504-H-xx-20T-R

SHEET	1/1
DATE	2010. 4. 12
UNITS	mm
SCALE	1:1
DWG. NO.	009

AO
VER

MODIFICATION

DRAW

DATE