



SK3010R

Band1, RF-Rx SAW Filter
Revision 0: April 2016

MSL 3 Device



- Electrical Characteristics
 - Package Dimensions
 - Testing Environment
 - Frequency Characteristics
-

□ Electrical Characteristics

Maximum Ratings

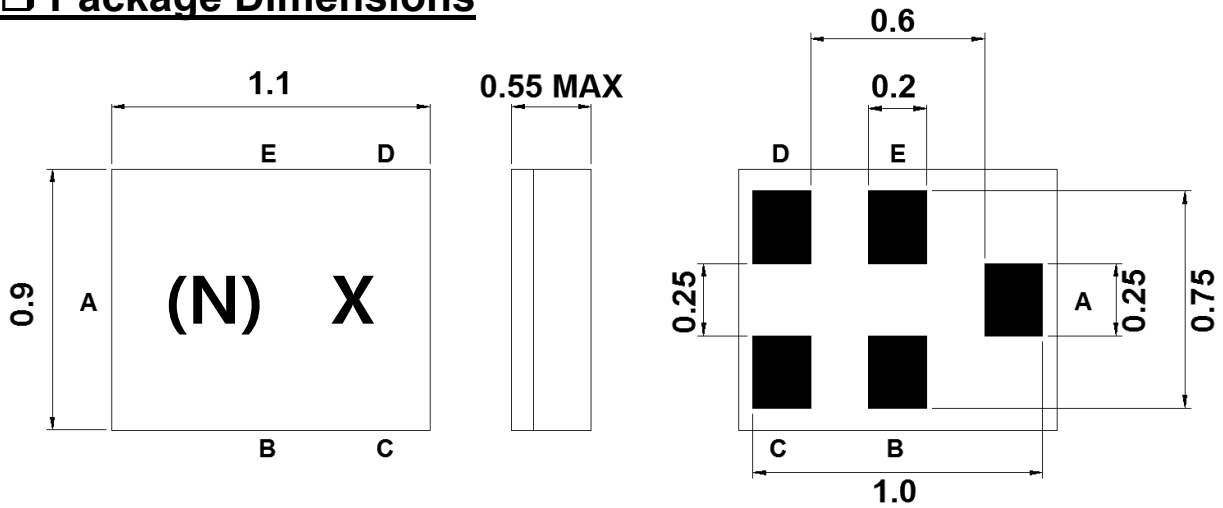
Parameters Description	Unit	Minimum	Typical	Maximum
Operating Temperature Range	°C	-30	-	+85
Storage Temperature Range	°C	-40	-	+85
Maximum DC Voltage	V	-	-	-
Maximum Input Power	dBm	-	-	10
Source Impedance (single ended)	Ω	-	50	-
Load Impedance (Single ended)	Ω	-	50	-
Package type & size	C14			
Length x Width	mm ²	-	1.1 x 0.9	-
Height	mm	-	-	0.55
ESD	HBM:1A(499V) MM:M1(100V)			

Electrical Specification

Parameters Description	Unit	Minimum	Typical	Maximum
Center Frequency (Fo)	MHz	-	2140.0	-
Insertion Loss within 2110.0 ~ 2170.0 MHz	dB	-	1.9	2.5
Insertion Loss within 2110.0 ~ 2155.0 MHz	dB	-	1.9	2.5
Amplitude Ripple within 2110.0 ~ 2170.0 MHz	dB _{p-p}	-	0.6	1.5
Amplitude Ripple within 2110.0 ~ 2155.0 MHz	dB _{p-p}	-	0.6	1.5
VSWR within 2110.0 ~ 2170.0 MHz	-	-	1.8	2.3
VSWR within 2110.0 ~ 2155.0 MHz	-	-	1.8	2.3
Attenuation:				
50.0 ~ 1710.0 MHz	dB	35	40	-
1710.0 ~ 1755.0 MHz	dB	40	42	-
1920.0 ~ 1980.0 MHz	dB	42	45	-
4220.0 ~ 4340.0 MHz	dB	30	42	-

Notes : (1) No Matching Network .

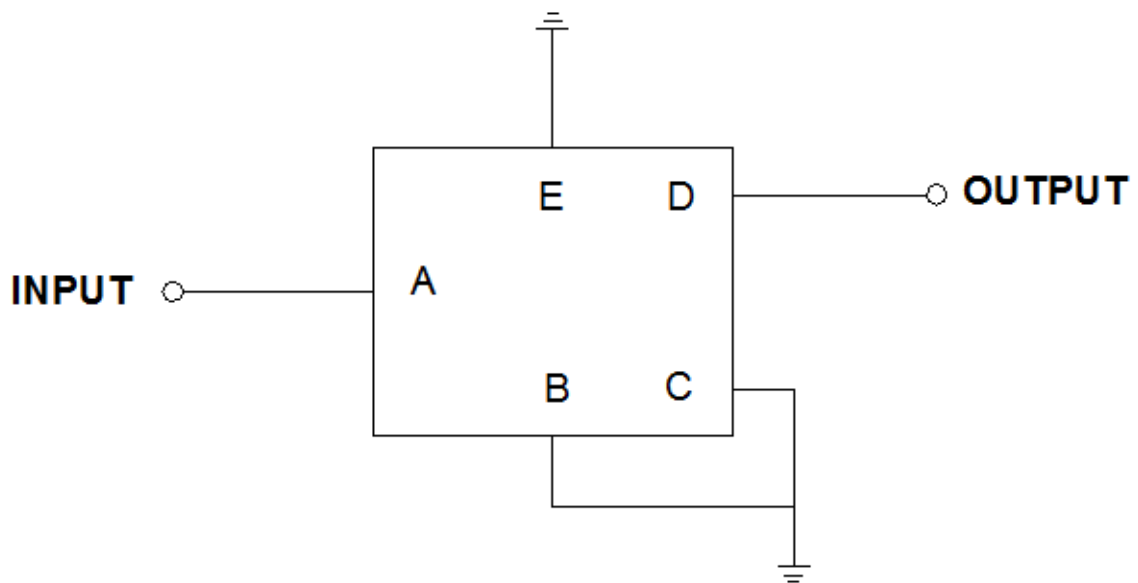
Package Dimensions



Marking Descriptions	
(N)	Series Number
X	Date Code(Year+Month)

Pin Description	
B, C, E	Ground
A	Input
D	Output

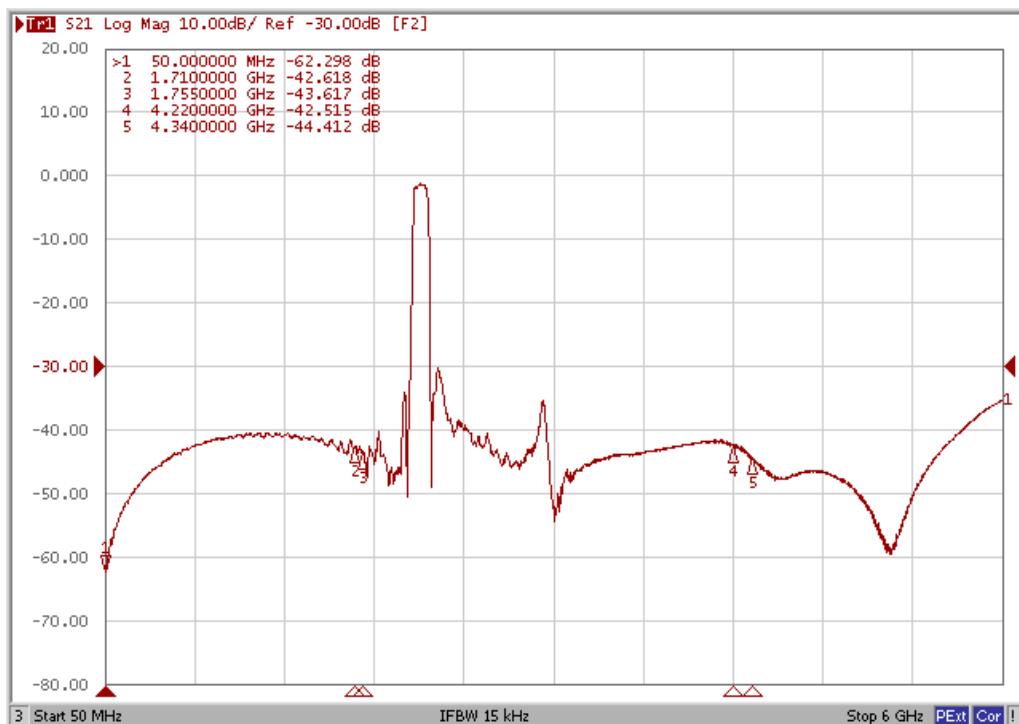
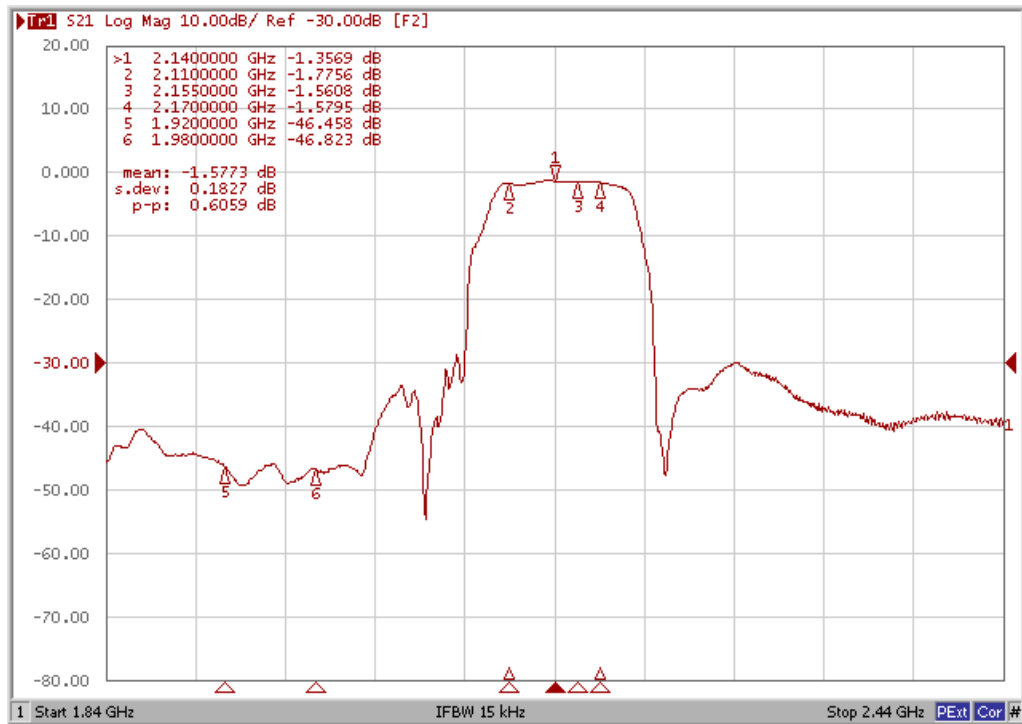
Testing Environment



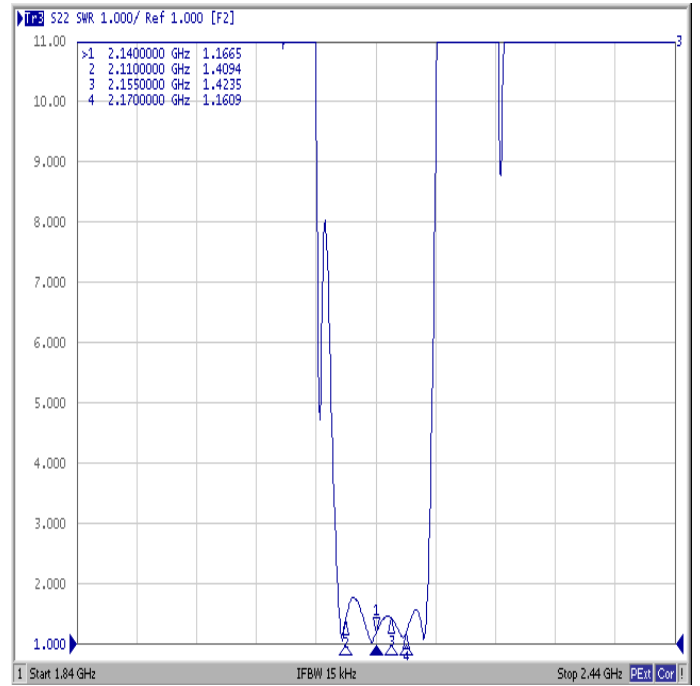
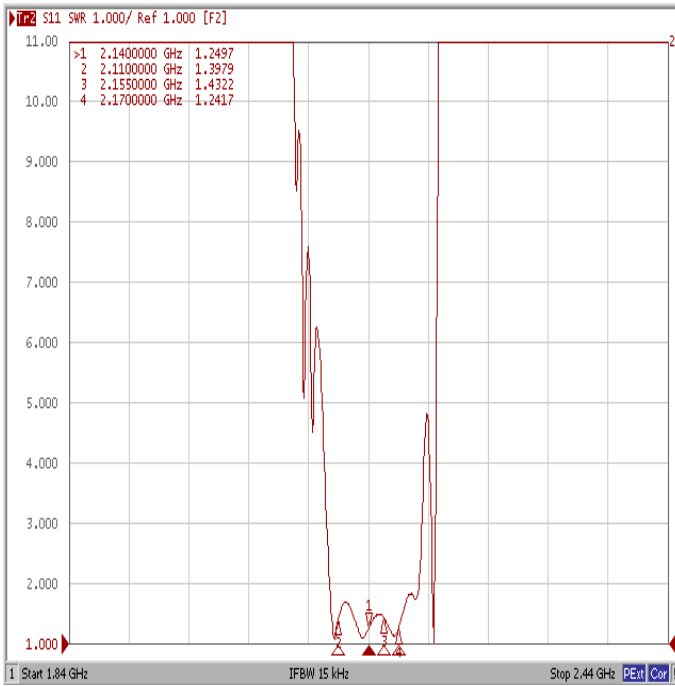
Source & Load Impedance: 50 Ω

□ Frequency Characteristics

Frequency Response



VSWR



Smith Chart

