



东莞市汉博电子科技有限公司

Dongguan Hanbo Electronic Technology Co., Ltd

承 认 书

SPECIFICATION FOR APPROVAL

客 户Customer:

产品名称Project:

MICRO卡座

规格型号Part No:

SM0-1570

贵公司承认印 Approval signatures

料 号/Part No.	签 章/Signatures

Thank you for your support

日期 Date:

网址 : <http://www.hanbodianzi.com>
alibaba:<https://hanbodianzii.1688.com/>

电话/TEL:17818537717 黄达

TEL : 17818910097 林振强

传真/FAX: 0769-82866750

邮箱 : hanbodianz@foxmail.com

拟制/Drawn	潘伟皇
审核/Check	丁熊钊
批准/Approved	李国栋 工程部

企业客服QQ: 578882810 黄生
2293580177 林生

ROHS

CARD DASHING POSITION 4.3

CARD LOCK POSITION 1.10

CARD PUSH POSITION 0.20

0.02

0.40

12.15

5.08

2.54

0.44

0.88

15.50

6.53

CONNECTOR CENTER

CARD CENTER



Specification

MATERIAL:

Insulator: High Temperature Thermoplastic, UL 94V-0.
Contact: Copper Alloy
SHELL: SUS

PLATING:

Contact: Plated 50u'' Ni Overall Contact Au 1U
Shell: Plated 50u'' Ni Overall
Plated 1u''Au Selective Contact Area

Electrical:

Current Rating :0.5mA AC/DC max.
Voltage Rating :125V AC/DC
Ambient Temperature Range :-20° C~+60° C
Storage Temperature Range :-40° C~+70° C
Ambient Humidity Range :95% R.H. Max.
Contact Resistance:100m Ω max.
Insulation Resistance:1000M min./500VDC
产品耐温温度: 260
Mating Cycles:3000Min Insertions

0.50 REF

16.75

1.42^{+0.08}/_{0.00}

0.47 TYP. (6)

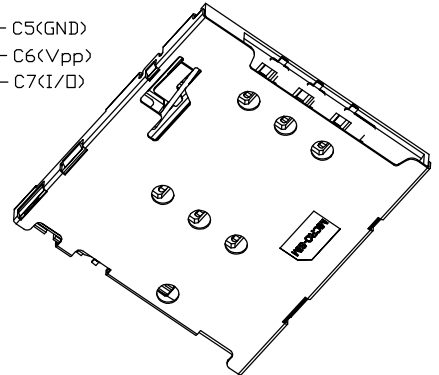
7.25

2.65 TYP. (4)

1.90 TYP. (2)

0.30^{-0.05}/_{0.00} TYP. (7)

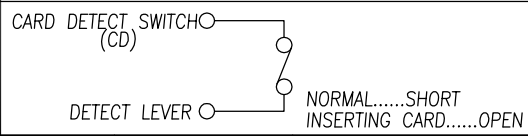
0.50



SIM pin assignment

PIN#	Name
C1	VCC供电电压
C2	RST重置
C3	CLK时钟
C5	GND接地
C6	VPP程序电压
C7	I/O输入输出

CRICUIT DIAGRAM FOR CARD DETECT SWITCH



REVISION NO.	ECR NO.	DESCRIPTION	MARK	DATE
1				
2				
3				
4				



东莞市汉博电子科技有限公司
Dongguan Hanbo Electronic Technology Co., Ltd

UNLESS OTHERWISE SPECIFIED TOLERANCES

TOLERANCE;
X.X ± 0.30
X.XX ± 0.25
X.XXX ± 0.15



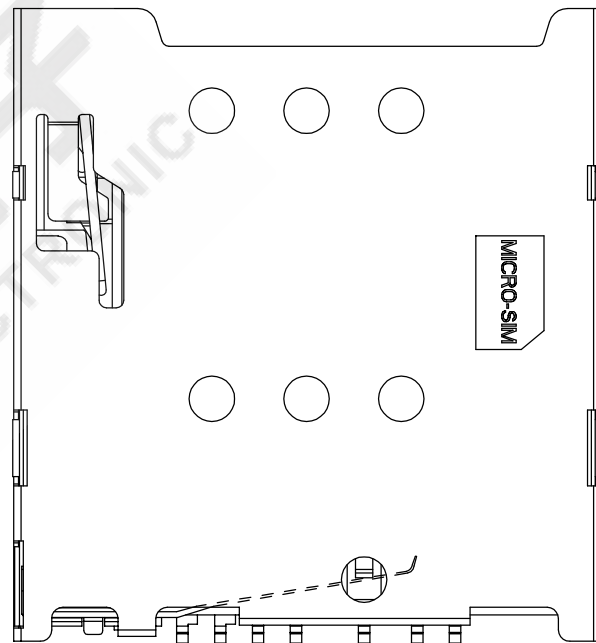
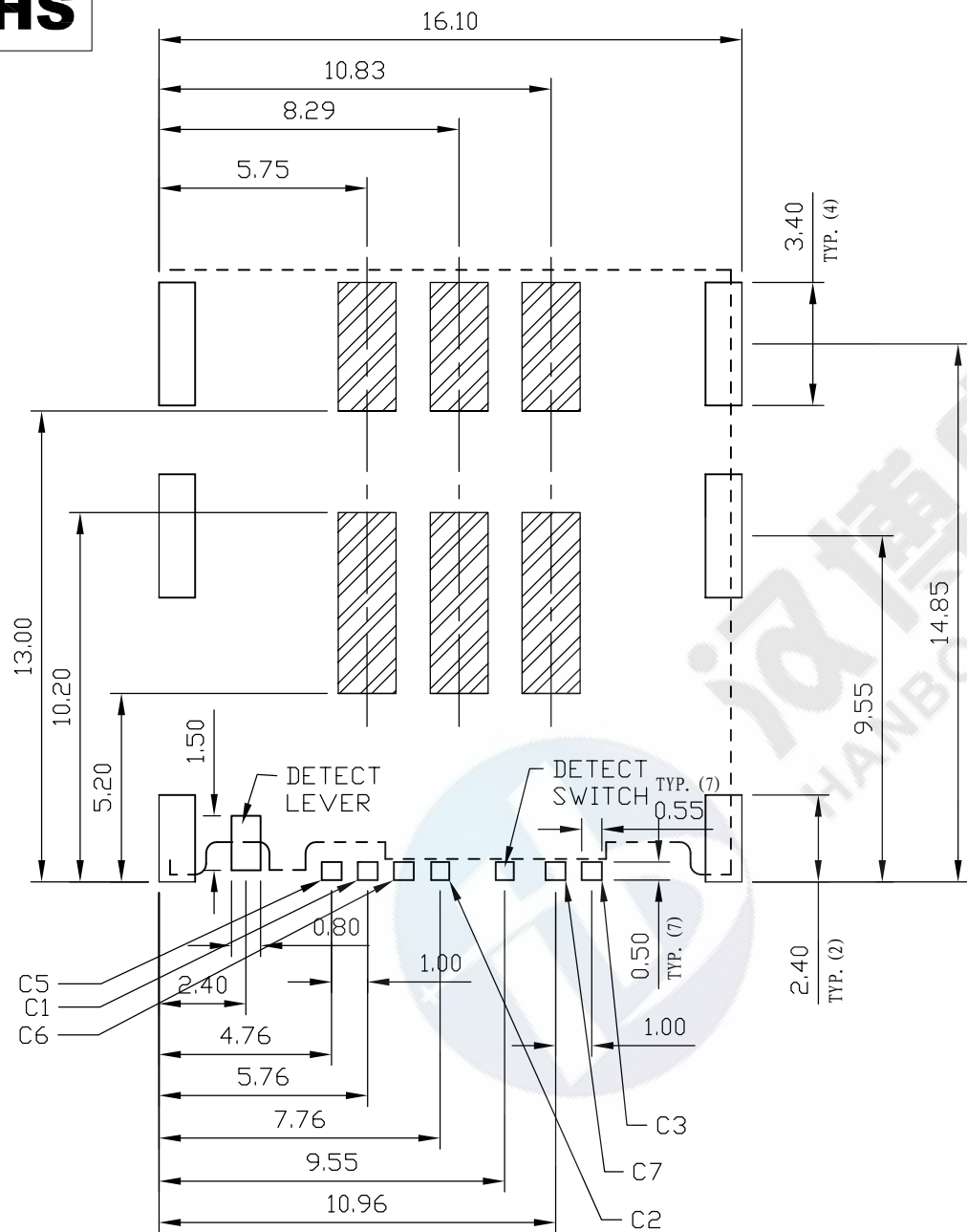
PART NAME;
micro sim push 卡座防溃 1.42H


PART NO.	SMO-1570	
DWN	潘伟星	2016.05.10
CHKD	丁熊钊	
APVD	李国栋	

SCALE 1:1 UNIT: mm

CUSTOMER COPY SIZE: A4 SHEET: 10F1 REV: A

ROHS



 东莞市汉博电子科技有限公司 Dongguan Hanbo Electronic Technology Co., Ltd	
UNLESS OTHERWISE SPECIFIED TOLERANCES TOLERANCE; X.X ± 0.30 X.XX ± 0.25 X.XXX ± 0.15	PART NAME; micro sim push push 卡座防溃 1.42H PART NO. SMO-1570 DWN 潘伟星 2016.05.10 CHKD 丁熊钊 APVD 李国栋 SCALE 1:1 UNIT: mm CUSTOMER COPY SIZE: A4 SHEET: 10F1 REV: A

REVISION NO.	ECR NO.	DESCRIPTION	M
1			
2			

东莞市汉博电子科技有限公司

Dongguan Hanbo Electronic Technology Co., Ltd

产品名称

product name

1. 42H防溃MICRO卡座

产品型号

Product model

SMO-1570

产品承认书

Certificate of production

版本号

Version No

1版

1 version

页码

Page number

共8页 第1页

Page 1 of 8

1; SCOPE (适用范围)	3
2; REFERENCE DOCUMENTS (参考文件)	3
3; FEATURE & DIMENSIONS (特征及尺寸)	3
3.1. PRODUCT DIMENSION (产品尺寸)	3
3.2. PCB/PANEL LAYOUT (印刷电路板布局)	3
3.3. MATERIAL (材料)	3
3.4. MECHANICAL & ELECTRICAL CHARACTERISTIC (机械及电气特性)	3
3.5. PACKAGING (包装)	3
3.6. MARKING (标识)	3
3.7. TRANSPORTATION (运输)	3
3.8. STORAGE (存贮)	4
4. ENVIRONMENTAL (环境要求)	4
4.1. SOLDERABILITY (可焊性)	4
4.2. RESISTANCE TO SOLDER HEAT (耐焊接热)	4
4.2.1. Wave Soldering (波峰焊)	4
4.2.1.1. Preheat (预热)	4
4.2.1.2. Soldering (焊接)	4
4.2.1.3. Cool Down (冷却)	4
4.2.2. INFRARED REFLOW (红外线回流焊)	4
4.2.2.1. Preheat (预热)	4
4.2.2.2. Soldering (焊接)	4
4.2.2.3. Cool Down (冷却)	4
4.3. CLEANING (清洗)	4
5. PERFORMANCE AND TEST DESCRIPTION (性能及测试)	5
5.1. REQUIREMENT (要求)	5
5.2. TEST CONDITION (测试条件)	5
5.3. SAMPLE SELECTION (样品选择)	5
5.4. TEST SEQUENCE (测试顺序)	5
6. QUALITY ASSURANCE PROVISIONS (品质保证)	5
TABLE I: PERFORMANCE REQUIREMENTS	6
TABLE II: PRODUCT QUALIFICATION TEST SEQUENCE	8
TABLE III: REFLOW SOLDERING PROFILE	9

东莞市汉博电子科技有限公司 Dongguan Hanbo Electronic Technology Co., Ltd	产品名称 product name	1. 42H防渍MICRO卡座
	产品型号 Product model	SMO-1570
产品承认书 Certificate of production	版本号 Version No	1版 1 version
	页码 Page number	共8页 第2页 Page 2 of 8

1. SCOPE (适用范围)

This product specification defines the product performance and the test methods to ascertain the performance of the **SD PUSH CARD CONN**, which is designed and manufactured by Company. 本产品规格书规定了由本公司设计生产的 **SD PUSH CARD** 连接器产品的特性及测试方法。

2. REFERENCE DOCUMENTS (参考文件)

- MIL-STD-1344A** Test method for electrical connector (电子连接器测试方法)
- MIL-STD-202F** Test method for electrical components (电子零件测试方法)
- EIA364** Test method for electrical components (电子零件测试方法)
- JIS C 0051** Test method for electrical components (电子零件测试方法)
- MIL-G-45204C** Specification for gold plating (镀金规格)
- IEC-512-3** IEC standard for current carrying capacity tests (IEC电流测试标准)
- QQ-N-290A** Specification for nickel plating (镀镍规格)
- MIL-P-81728A** Specification for tin/lead plating (镀锡铅规格)
- MIL-T-10727B** Specification for tin plating (镀锡规格)
- UL498** UL standard for safety of attachment plug and receptacle (UL安规要求标准)
- EN/ISO5961** Determination of total lead & cadmium content (总铅和总镉含量测定)
- EN1122** Determination of total lead & cadmium content (总铅和总镉含量测定)
- EN13346** Determination of heavy metals content (重金属含量测定)
- EPA3052** Determination of total lead & cadmium content (总铅和总镉含量测定)

3. FEATURE & DIMENSIONS (特征及尺寸)

3.1. PRODUCT DIMENSION (产品尺寸)

These connectors shall have the dimensions as shown in customer drawing. 本产品的相关尺寸参见客户图面。

3.2. PCB/PANEL LAYOUT (印刷电路板布局)

The recommended PCB layout is shown in customer drawing. 本产品适用的PCB layout参见客户图面。

3.3. MATERIAL (材料)

The harmful material can follow the requirement of RoHS. 本产品使用的材料符合 RoHS 指令要求。

3.4. MECHANICAL & ELECTRICAL CHARACTERISTIC (机械及电气特性)

The connector shall have the mechanical and electrical performance as described in table I: 本产品的机械及电气特性见附表I。

3.5. PACKAGING (包装)

Products shall be packaged according to requirements specified in purchase order for safe delivery. Products required tray or carrier tape should meet the proper specification per purchase order. Connector container and the packaging specification is shown in customer drawing.

产品包装可依客户指定要求。无特殊要求，本产品采用tray盘包装，具体规格见客户图面。

3.6. MARKING (标识)

Manufacturer's name, industry recognized logo, or customer approved marks. 标示制造商的名称，或客户认可的相关标志。

3.7. TRANSPORTATION (运输)

Any vehicle can be adopted for the transportation, but moisture-proof and no mechanical damage.

可采用任何运输工具运输，勿淋湿及机械性损伤。

产品承认书
Certificate of production

3.8.STORAGE (存贮)

Temperature: -25°C~+85°C, Relative humidity: ≤80%, Not to storage in corrosive environments A re-qualification test shall be conducted immediately while the storage duration exceed 6 months.

温度: -25°C~+85°C; 相对湿度: ≤80%; 勿贮存于腐蚀环境内。贮存期超过6个月需重新进行品质确认。

4. ENVIRONMENTAL (环境要求)

4.1. SOLDERABILITY (可焊性)

Connector's solderability can meet MIL-STD-202F standard. Finish shall be free of contaminants.

产品可焊性符合 MIL-STD-202F 标准规定的相关要求, 表面不得有污染物。

4.2. RESISTANCE TO SOLDER HEAT (耐焊接热)

4.2.1. Wave Soldering (波峰焊)

Consists of three consecutive phases. 包括三个连续的阶段完成;

4.2.1.1. Preheat (预热)

Increase in temperature not to exceed 4°C per second. Final preheat temperature will be within 125°C of solder temperature. 温度增加不超过4°C /秒, 最终预热温度不超过125°C.

4.2.1.2. Soldering (焊接)

Device leads will be exposed to solder wave at 250°C for a maximum of 5 seconds. 设备中的引导焊接温度最高250°C不超过5秒。

4.2.1.3. Cool Down (冷却)

Cool down in ambient air at approximately 20°C to 25°C. 冷却到周围环境温度20°C~25°C.

4.2.2. INFRARED REFLOW (红外线回流焊)

Three cycles. Each cycle consisting of three consecutive phased. 三个周期, 每个周期包括三个连续的阶段完成;

4.2.2.1. Preheat (预热)

Increase in temperature not to exceed 4°C per second. 温度增加不超过4°C /秒,

4.2.2.2. Soldering (焊接)

Maximum allowable time above reflow temperature of 183 °C is 90 seconds. Maximum temperature in this interval is 255°C, not to exceed 10 seconds. 回流焊温度183°C以上的时间最长不超过 90秒. 最高温度255°C时间不超过10秒。

4.2.2.3. Cool Down (冷却)

Cool down shall not exceed 6°C per second. 冷却速度不超过6°C/秒. **Note:** (注) Device temperature measurements are referenced from the top-center of the package outer surface. 设备温度量测时以从顶部中间位置测量为准;

4.3. CLEANING (清洗)

Connectors resist to cleaning process. Aqueous Cleaning: Three cycles; each cycle consisting of a maximum of one minute exposure to 54°C to 66°C demineralized tap water at a maximum pressure of 30 psi; followed by air drying for 60°C to 90 seconds at 93°C to 121°C.

产品本身可以承受清洗制程. 水洗: 包含三个循环; 每个循环包括以下: 以最大压力30帕, 温度 54°C~66°C, 去除矿物质的水, 用水龙头冲洗最多一分钟, 然后用温度 93°C~121°C的空气吹60到90秒;

东莞市汉博电子科技有限公司

Dongguan Hanbo Electronic Technology Co., Ltd

产品名称
product name

1. 42H防溃MICRO卡座

产品型号
Product model

SMO-1570

产品承认书
Certificate of production

版本号
Version No

1版
1 version

页码
Page number

共8页 第4页
Page 4 of 8

5. PERFORMANCE AND TEST DESCRIPTION (性能及测试)

5.1. REQUIREMENT (要求)

Product is designed to meet electrical, mechanical, and environmental performance requirements specified in **Table I**.

本产品的设计符合附表一所述的机械、电气及环境要求。

5.2. TEST CONDITION (测试条件)

Unless otherwise specified, all tests shall be performed at ambient environmental conditions. 除非特别注明，所有测试在室温条件下完成；

5.3. SAMPLE SELECTION (样品选择)

Test samples shall be selected at random from current production. No test samples shall be reused. Samples are pre-conditioned with 10cycles of durability. Each group shall be containing 5 test samples.

测试样品从现生产的产品中随机抽取，所有测试过的样品不得重复使用。样品已预先插拔10次，每组测试有5个样品；

5.4. TEST SEQUENCE (测试顺序)

Products qualification test sequence as shown in **Table II**.
产品品质测试顺序见附表二。

6. QUALITY ASSURANCE PROVISIONS (品质保证)

Company is responsible for the quality of the part as it is delivered to customer. Failing lots will be return or other supplier corrective action.

本公司对出给客户的所有产品品质负责，不良批次的产品退回或由供应商做矫正；



汉博电子
HANBO ELECTRONIC

东莞市汉博电子科技有限公司 Dongguan Hanbo Electronic Technology Co., Ltd	产品名称 product name	1. 42H防溃MICRO卡座
	产品型号 Product model	SMO-1570
产品承认书 Certificate of production	版本号 Version No	1版 1 version
	页码 Page number	共8页 第5页 Page 5 of 8

TABLE I: PERFORMANCE REQUIREMENTS

Items	Requirements	Test Methods
1. Confirmation of Product 产品确认	Product shall be conforming to the requirements of applicable product drawing. 产品必须满足相关文件的规定	Visually, dimensions and functionally inspected per applicable product drawing. 目视, 尺寸及功能依照客户图面检查。
2. Contact resistance (Low Level)接触阻抗	80 mΩ Max. initial 80 m Ω 最大.初态	Subject mated contacts assembled in housing to closed circuit of 10 mA max. at open circuit voltage of 20 mV max. 所述固定在外壳里的端子联结到一个封闭回路中测试: 电流10mA, 电压20 mV max.。
3. Insulation resistance 绝缘阻抗	1000 MΩ Min. 1000 M Ω 最小	Measure by applying test potential between the adjacent contacts, and between the contacts and ground in the mated connector. MIL-STD-202, Method 302, Condition B (500 V DC \pm 10%). 测试产品端子间以及端子与接地间的电阻, 适用: MIL-STD-202, 方法302, 条件B (500V DC \pm 10%)。
4. Dielectric Strength 耐电压	Connector must withstand test potential of 500 V AC for 1 minute. Current leakage must be 1.0 mA max.. 样品必须承受测试电 500V AC, 时间一分钟, 漏电流不大于1.0 mA.	Measure by applying test potential between the adjacent contacts, and between the contacts and ground in the mated connector. MIL-STD-202, Method 301. 测试产品端子间以及端子与接地间的电压, 适用: MIL-STD-202, 方法 301。
5. Durability (Repeated Mating/Unmating) 耐久力	Contact Resistance: 100 mΩ Max. And insertion/extraction force must meet the association specification. After testing. 完成插拔测试后接触阻抗不大于100 m Ω , 插入拔出力量需要符合协会的要求。	Mate and un-mate connector for 5000 cycle. The insertion force under 10N, and the extraction force meet 1~10N 同配合产品进行5000 次插拔。
6. Temperature rise 温度急变	30$^{\circ}$ C Max. 不高于30 $^{\circ}$ C	Carry rated current load.0.3A per contact. (UL498) 每根端子负载0.3A 电流。(UL498)
7. Vibration Sinusoidal Low Frequency 低频正弦振动	No electrical discontinuity greater then 1 μ sec (s) shall occur. Contact resistance: 100 mΩ max. 不允许出现超过1 μ sec (s) 的瞬间断开, 接触阻抗: 100 m Ω 最大;	Subject mated connector to 10-55-10 Hz traversed in 1 minute at 1.5 mm amplitude 2 hours each of 3 mutually perpendicular plane, 10 mA applied MIL-STD-202, Method 201. 对测试样品, 在频率变化每分钟从10-55-10 Hz, 振幅 1.5 mm 条件下, 在互相垂直的三个面上, 每个面2 小时下测量, 电流 10 mA ; 适用: MIL-STD-202, 方法 201.

东莞市汉博电子科技有限公司 Dongguan Hanbo Electronic Technology Co., Ltd		产品名称 product name	1. 42H防溃MICRO卡座
		产品型号 Product model	SMO-1570
产品承认书 Certificate of production		版本号 Version No	1版 1 version
		页码 Page number	共8页 第6页 Page 6 of 8
		8. Shock 冲击 No electrical discontinuity greater than 1 μ sec. shall occur. No damage to product. 不允许出现超过1 μ sec (s) 的瞬间断开, 产品无损坏; Applying an appropriate holder is allowed in vibration test and shock test. MIL-STD-202, Method 213,490m/s ² , 3 axes. 使用合适的固定方式, 适用方法. MIL-STD -202, 方法213, 加速度490m/s ² , 三个轴上均做测试。	
Items	Requirements	Test Methods	
9. Thermal shock 热冲击	No damage, Contact Resistance (Low Level) (Final) 100 mΩ max. 产品无损坏, 接触阻抗: 100 m Ω 最大	Temperature range from -55°C to +85°C .Start from -55°C. After 30 min. change to +85°C, change time is no more than 30 seconds. Total 5 cycles. MIL-STD-202, Method 107D,condition A. 温度变化范围: -55°C~+85°C ; 从 -55°C 开始, 30 分钟后换到 +85°C ; 转换时间不超过30 秒; 共5 个循环。适用: MIL-STD-202 , 方法107D , 条件A。	
10. Humidity 恒温恒湿	No damage, Contact Resistance (Low Level) (Final) 100 mΩ max. . Dielectric Strength should be OK, Insulation Resistance should be 100 M Ω min. 产品无损坏, 接触阻抗: 100 m Ω 最大; 耐电压测试OK, 绝缘阻抗100M Ω 最小;	Temperature :40 \pm 2° C 96 hours. Relative humidity: 90-95%; Duration: 96 Hours. MIL-STD-202, Method 103, 温度: 40 \pm 2° C 96 小时; 相对湿度: 90-95% ; 时间: 96 小时; MIL-STD-202 , 方法103。	
11.Solderability 可焊性	Appearance of the specimen shall be inspected after the test with the assistance of a magnifier capable of giving a magnification of 10 X for any damage such as pinholes, void or rough surface. 样品在测试完成后, 用放大倍数为10 倍的显微镜, 检查外观损坏如: 小孔, 空焊, 外观粗糙度;	Soldering time: 3 to 5 Seconds Temperature: 255 \pm 5°C. 焊接时间: 3~5 秒, 温度: 255 \pm 5°C。	
12.Resistance to soldering heat 耐焊接热	No damage 产品无损坏	Leave subject product in the 255 \pm 5°C chamber for 2 minutes. 产品置于255 \pm 5°C 烘箱内2 分钟。	
13. Salt Spray 盐雾	Contact Resistance (Low Level) (Final) 100 mΩ max. 接触阻抗(末态) 100 m Ω max.	5 \pm 1% salt concentration 24 hours ,35 \pm 2°C MIL-STD-202, Method 101 Condition B. 盐水浓度(重量比) 5 \pm 1%, 时间24 小时, 温度35 \pm 2°C; MIL-STD-202, 方法101 , 条件B。	
14.High temperature 高温	Contact resistance: 100 mΩ max. 接触阻抗100 m Ω max.	Subject product to 85 \pm 2°C for 96 hours continuously. MIL-STD-202, Method 108. 产品置于85 \pm 2°C 连续96 小时, 适用 MIL-STD-202, 方法108。	

东莞市汉博电子科技有限公司

Dongguan Hanbo Electronic Technology Co., Ltd

产品名称
product name

1.42H防溃MICRO卡座

产品型号
Product model

SMO-1570

产品承认书

Certificate of production

版本号
Version No

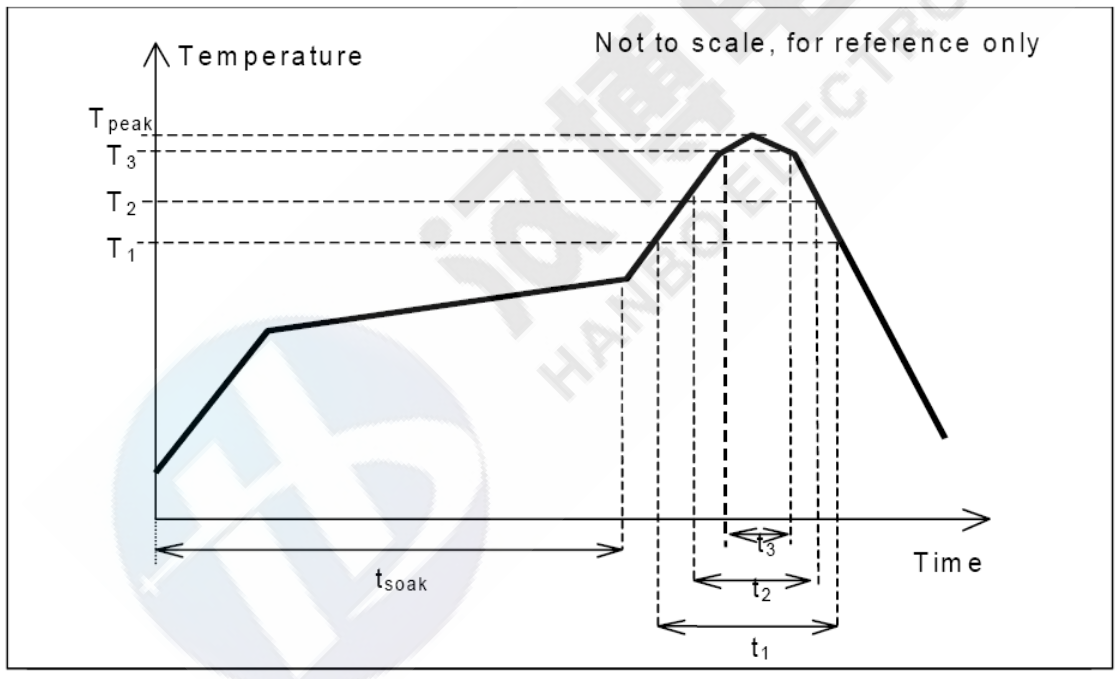
1版
1 version

页码
Page number

共8页 第8页
Page 8 of 8

TABLE III:
REFLOW SOLDERING PROFILE
Pb-free reflow profile requirements:

Parameter	Reference	Specification
Average temperature gradient in preheating		2.5°C/s
Soak time	t _{soak}	2-3 minutes
Time above 217°C	t ₁	60 s
Time above 230°C	t ₂	50 s
Time above 255°C	t ₃	5 s
Peak temperature in reflow	T _{peak}	255°C (+5/-0°C)
Temperature gradient in cooling		Max -5°C/s



This profile is the minimum requirement for evaluating soldering heat resistance of components. Heat transfer method used for reflow soldering is hot air convection. The actual air temperatures used to achieve the specified profile is higher and largely dependent on the reflow equipment.