



东莞市汉博电子科技有限公司

Dongguan Hanbo Electronic Technology Co., Ltd

承 认 书

SPECIFICATION FOR APPROVAL

客 户Customer:

产品名称Project:

TYPE-C母座

规格型号Part No:

MC-315

贵公司承认印 Approval signatures

料 号/Part No.	签 章/Signatures

Thank you for your support

日期 Date:

网址 : <http://www.hanbodianzi.com>
alibaba:<https://hanbodianzii.1688.com/>

电话/TEL: 17818537717 黄达

TEL : 17818910097 林振强

传真/FAX: 0769-82866750

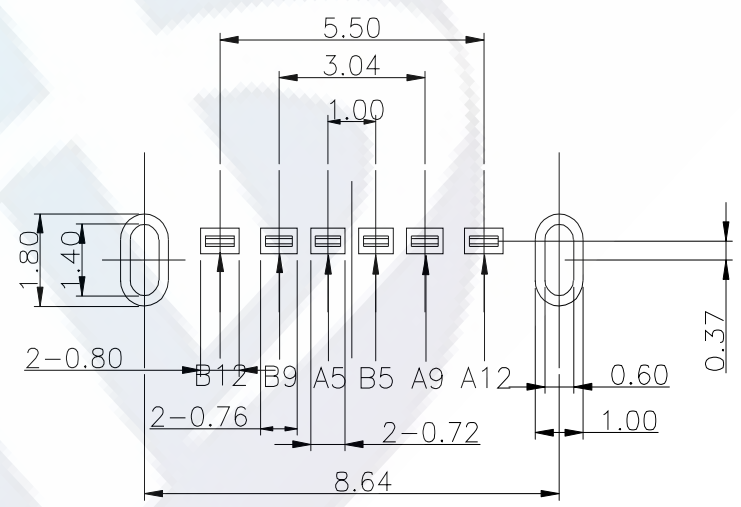
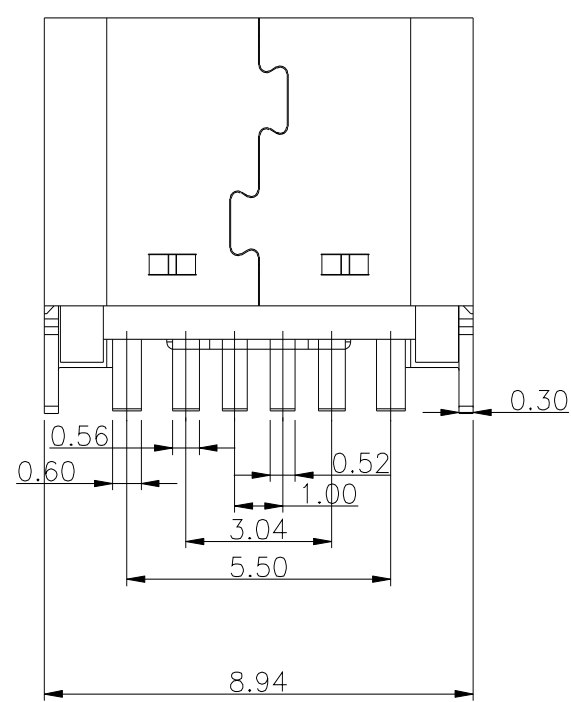
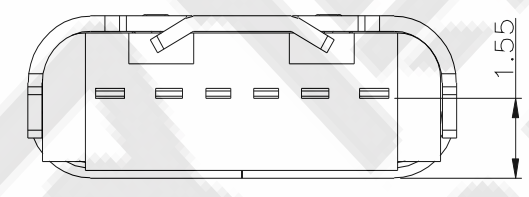
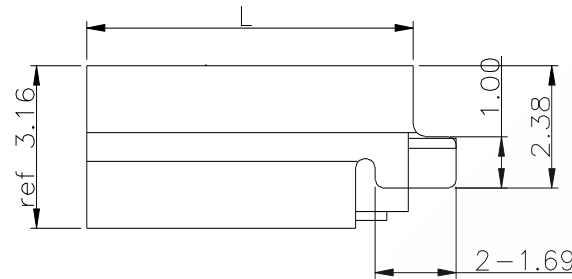
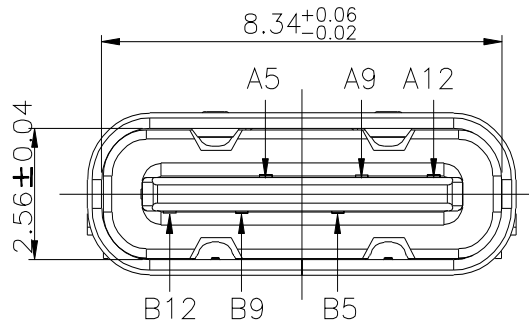
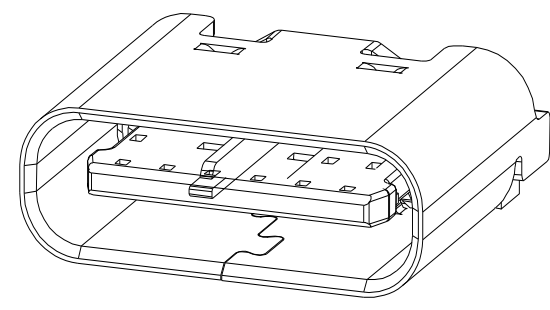
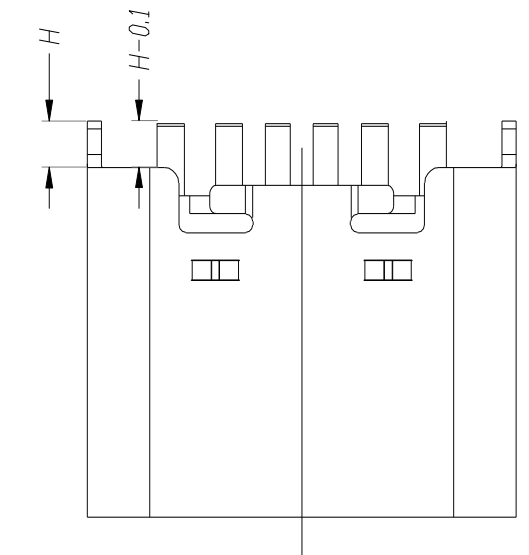
邮箱 : hanbodianz@foxmail.com

拟制/Drawn	潘伟皇
审核/Check	丁熊钊
批准/Approved	李国栋 工程部

企业客服QQ: 578882810 黄生
2293580177 林生

ROHS

REV	LTR	DESCRIPTION	DATE	APPROVED
A0			20160406	



RECOMMENDED P.C.B. LAYOUT
TOLERANCE UNSPECIFIED ±0.05mm

NOTE:

- MATERIAL SPECIFICATION:
 - HOUSING:HIGH TEMPERATURE RESISTANT PLASTIC,UL94 V-0.
 - CONTACTS:COPPER ALLOY
 - MID PLATE: STAINLESS STEEL
 - FRONT SHELL: STAINLESS STEEL
- PLATING SPECIFICATION:
 - CONTACTS:
 - Ni 50u" MIN. UNDER PLATED OVER ALL.
 - Au PLATED ON THE FUNCTIONAL AREA OF CONTACT. (GOLD PLATING THICKNESS FOLLOW THE P/N)
 - PLATING SPECIFICATIONS OF THE SOLDER AREA FOLLOW THE P/N
 - FRONT SHELL: SEE TABLE1.
 - SHIELD PLATE&EMI PLATE: CLEAR ONLY
- MECHANICAL PERFORMANCE,
 - INSERTION FORCE: 0.5~2.0kgf.
 - REMOVAL FORCE: 0.8kgf~2.0kgf.
 - DURABILITY: 5000 CYCLES.
- ELECTRICAL PERFORMANCE,
 - CURRENT RATING:3.0A
VOLTAGE RATING:5.0V
 - LLCR:
 - VBUS & GND PINS AND OTHER PINS: 40mΩ/PIN MAX.
SHIELD: 50mΩ/MAX.
LLCR MAX. CHANGE OF ALL PINS: 10mΩ.
 - INSULATION RESISTANCE: 100MΩ MIN
 - DIELECTRIC WITHSTAND VOLTAGE,AC 100V FOR 1 MINUTE.
- ENVIRONMENTAL PERFORMANCE:
 - OPERATING TEMPERATURE: -25°C~+85°C.
- IR REFLOW:
 - THE PEAK TEMPERATURE ON THE BOARD SHALL BE MAINTAINED FOR 10 SECONDS AT 260°C.

PIN ASSIGNMENTS

A5	CC1	B12	GND
A9	VBUS	B9	VBUS
A12	GND	B5	CC2
PIN	SIGNAL NAME	PIN	SIGNAL NAME

H	H = 0.9
H	H = 1.5

L	L = 6.8
L	L = 6.5

东莞市汉博电子科技有限公司
Dongguan Hanbo Electronic Technology Co., Ltd

UNLESS OTHERWISE SPECIFIED TOLERANCES

TOLERANCE: X.XXXX ±0.100°

X. ±0.30 X.X° ±3.00°

X.X ±0.25

X.XX ±0.15 X.XX° ±1.00°

CUSTOMER COPY

PART NAME: TYPE C 6PIN 180度立式插件

PART NO.	MC-315
DWN	潘伟垦
CHKD	丁熊钊
APVD	李国栋

SCALE 1:1 UNIT: mm

TYPE: CD SHEET: 10F1 REV: A

东莞市汉博电子科技有限公司

Dongguan Hanbo Electronic Technology Co., Ltd

USB 3.1 TYPE-C系列产品SPEC

版本版次: B 制定日期 20170905 制定人: 柳嘉兴 适用范围 通用

1. Scope (范围)

1.1 Contents(内容)

This specification covers the performance, tests and quality requirements for the Electronics USB 3.1 TYPE-C (此份产品规格适用于USB 3.1 TYPE-C连接器的产品功能, 测试方法及质量要求)

2. Requirements (要求):

2.1 Rating(额定条件)

A. Voltage rating(额定电压):30V AC

B. Current rating(额定电流):3A

C. Operation Temperature Range(工作温度范围):-30°C to +80°C

3. Test Condition(测试条件):

3.1 Temperature range(温度范围):-15°C to +35°C

3.2 Humidity range (湿度范围):25% to 85%

4. Test Methods and Requirements:(测试方法及要求)

4.1 Examination of product (产品外观)

4.1.1	Examination of Product 产品外观	Visual 目视	No peeling off the plating deformation of the base or damage. 不得有电镀层剥落, 塑料变形或破损
-------	--------------------------------	--------------	--

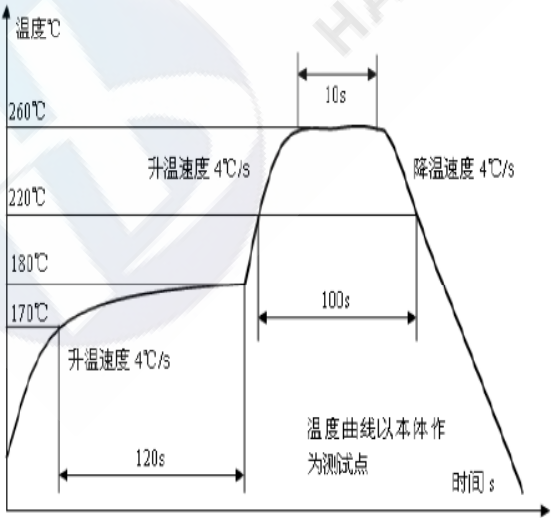
4.2. Electrical Performance(电气性能)

4.2.1	Contact Resistance 接触阻抗	(EIA-364-06B) 适合USB 3.1 TYPE-C嵌合; 开放电压20mv以下; 短路电流100ma的状态下测定。 Mate applicable USB 3.1 TYPE-C and measure by dry circuit, 20mv MAX, 100mA. 40mΩMAX	40mΩ MAX
-------	----------------------------	--	----------

4.2.2	Dielectric Withstanding Voltage (耐电压)	<p>(EIA-364-20C)</p> <p>Unmated connectors, apply 100V AC (RMS.) for 1 minute between adjacent terminals of ground.</p> <p>没有配对的连接器在相邻的端子或接地之间通上100V的交流电压1分钟</p>	<p>1. No Breakdown or flashover</p> <p>2. Leakage current:0.5mA Max</p> <p>1. 不能有损坏或跳火花</p> <p>2. 漏电流<0.5mA</p>
4.2.3	Insulation Resistance 绝缘阻抗	<p>(EIA-364-21C)</p> <p>Unmated connectors, apply 500V DC for 1 minute between adjacent terminals of ground.</p> <p>没有配对的连接器在相邻的端子或接地之间通上500V的直流电压1分钟</p>	<p>100MΩ min (unmated)</p> <p>没有配对需大于100 MΩ</p>
4.3 Mechanical Performance(机械性能)			
4.3.1	Insertion/Withdrawal Force 插入力/拔出力	<p>(EIA-364-13)</p> <p>Insertion and withdrawal speed: 25mm/minute.</p> <p>插入和拔出的速度为25mm/分</p>	<p>插入力 Insertion 0.50kgf/MIN, 2.0kgf/MAX</p> <p>拔出力 Withdrawal 0.80kgf/MIN, 2.0kgf/MAX After 10000 cycles</p>
4.3.2	Durability 寿命测试	<p>(EIA-364-09)</p> <p>适合USB 3.1 TYPE-C; 用每分钟12.5mm的速度, 平行的插入, 拔出。</p> <p>Insert and extract applicable USB 3.1 TYPE-C at the speed rate of 12.5 mm/minute.</p>	10000 cycles
4.3.3	Vibration 振动	<p>(EIA-364-28条件3)</p> <p>Amplitude:1.52mm P-P or 147m/s² {15G}</p> <p>Sweep time: 50-2000-50Hz in 20 minutes.</p> <p>Duration: 12 times in each (total of 36 times) X, Y, Z, axes.</p> <p>Electrical load DC 100mA current shall be flowed during the test.(ANSI/EIA-364-28 Condition III)</p> <p>在直流100毫安通电状态下测试, 在X,Y,Z垂直3方向上, 频率50-2000-50赫兹(加速度往复20分钟), 全振幅1.52mm P-P或147 m/s² {15G}, 每轴12回计36回</p>	<p>Appearance: No damage</p> <p>外观: 无损坏</p> <p>Contact Resistance 接触阻抗</p> <p>Contact: Change from initial Value:30mΩ Max.</p> <p>端子: 从初始值开始变化量小于30mΩ</p> <p>间断性: 不超过1微秒</p>

4.3.4	Physical shock 冲击性	(EIA-364-27条件A) Pulse width: 11msec Waveform: Half-sine 490m/s ² (50G) 3 strokes in each X, Y, Z axes. (ANSI/EIA-364-27 condition A) 周期: 11msec 冲击波形: 正弦半波490m/s ² (50G) 3 循环 在X, Y, Z 轴	Appearance: No damage 外观: 无损坏 Contact Resistance 接触阻抗 Contact: Change from initial Value 40mΩ Max 端子: 从初始值开始变化量小于 40mΩ Discontinuity: 1μ sec Max. 间断性: 不超过1微秒
4.4 Environmental Performance			
4.4..1	Thermal shock test 冷热冲击	EIA-364-32C条件1) 10 cycles of: a)-55±3℃ for 30 minutes b) +85±3℃ for 30 minutes 10个循环, a)-55±3℃ 30 分钟 b) +85±3℃ 30 分钟	Appearance: No Damage. 外观: 没有损坏 Contact Resistance 接触阻抗 Contact: Change from initial Value 40mΩ Max 端子: 从初始值开始变化量小于 40mΩ
4.4..2	Solder ability 焊锡性	(EIA-364-52) To be sipped in the solder bath 260±5℃ Coverage for 10±1 seconds. 将焊锡脚浸在260±5℃的锡炉中10±1秒	The inspected area of each lead must have 95% solder coverage minimum
4.4..3	Humidity 恒温恒湿	(EIA-364-31B) (A) Mate connectors together and perform the test as follows 配对的连接器测试条件 Temperature: +25℃ to +85℃(温度: +25℃到 +85℃) Relative Humidity: 90% to 95%(相对湿度: 90% 到95%) Duration:4 cycles(96 hours) (持续时间: 4个循 环共96小时) Upon completion of the test, specimens shall be conditioned ambient room conditions for 24 hours, after which the specified measurements shall be performed. 试验完成后, 样品放置于室温条件中24小时 后再进行测试	Appearance: No Damage 外观, 没有损坏 Contact Resistance 接触阻抗 Contact: Change from initial Value 30mΩ Max 端子: 从初始值开始变化量小于 30mΩ

		<p>(EIA-364-31B)</p> <p>(B) Unmated each connector and perform the test as follows. 没有配对的连接器测试条件 Temperature: +25°C to +85°C (温度: +25°C 到 +85°C) Relative Humidity: 90% to 95% (相对湿度: 90% 到 95%) Duration: 4 cycles (96 hours) (持续时间: 4 个循环共 96 小时)</p> <p>Upon completion of the test, specimens shall be conditioned ambient room conditions for 24 hours, after which the specified measurements shall be performed. 试验完成后, 样品放置于室温条件中 24 小时后再进行测试</p>	<p>Appearance: No Damage 外观, 没有损坏</p> <p>Conform to item of dielectric withstanding Voltage and Insulation Resistance. 符合耐电压及绝缘阻抗要求</p>
4.4..4	Salt Spray 盐水喷雾	<p>EIA-364-26B)</p> <p>Temperature: 35±2°C 温度: 35±2°C Concentration for salt: 50% 盐水浓度: 50% (1) Duration: 24H 持续时间: 24 小时 Condition(条件): Contact plated gold more than 15u" (include 15 u"), and the material of shell for copper alloy, or stainless. 端子镀金厚度大于等于 15 u" 且壳体材质是铜合金或是不锈钢 (2) Duration: 12H 持续时间: 12 小时 Condition(条件): Contact plated gold less than 15 u" , and/or the material of shell for steel 端子镀金厚度小于 15 u" 且/或壳体材质是铁材</p>	<p>No detrimental corrosion(Terminal solder tail unrequested) 产品无氧化, 锈蚀 (端子焊脚镀锡处不作要求)</p>
4.4..5	Cold resistance (Unmated) 冷阻抗	<p>(EIA-364-17B)</p> <p>Unmated connectors and expose to -25±3°C for 168 hours. Upon completion of the exposure period, the test specimens shall be conditioned at ambient room conditions for 1 to 2 hours, after which the specified measurements shall be performed. 没配对的连接器放置于 -25±3°C 温度中 168 小时, 当完成实验后, 样品放置一般环境中 1 到 2 小时后, 在进行测试</p>	<p>Appearance: No Damage. 外观: 没有损坏</p> <p>Contact Resistance 接触阻抗 Contact: Change from initial Value 30mΩ Max Shell Part: Change from initial Value 50mΩ Max 端子: 从初始值开始变化量小于 30mΩ 外壳: 从初始值开始变化量小于 50mΩ</p>

4.4..6	Heat resistance (Unmated) 热阻抗	<p>(EIA-364-17B)</p> <p>Mated connectors and expose to $85\pm 2^{\circ}\text{C}$ for 168 hours. Upon completion of the exposure period, the test specimens shall be conditioned at ambient room conditions for 1 to 2 hours, after which the specified measurements shall be performed.</p> <p>配对的连接器放置于$85\pm 2^{\circ}\text{C}$温度中168小时，当完成实验后，样品放置一般环境中1到2小时后，在进行测试</p>	<p>Appearance: No Damage. 外观：没有损坏</p> <p>Contact Resistance 接触阻抗 Contact: Change from initial Value $30\text{m}\Omega$ Max Shell Part: Change from initial Value $50\text{m}\Omega$ Max 端子：从初始值开始变化量小于$30\text{m}\Omega$ 外壳：从初始值开始变化量小于$50\text{m}\Omega$</p>
4.4..7	Thermal Aging 高温老化	<p>(EIA-364-31B, Condition 4, Method A)</p> <p>Unmated connectors and expose to $+85\pm 2^{\circ}\text{C}$ for 250 hours. Upon completion of the exposure period, the test specimens shall be conditioned at ambient room conditions for 1 to 2 hours, after which the specified measurements shall be performed.</p> <p>没配对的连接器放置于$+85\pm 2^{\circ}\text{C}$温度中250小时，当完成实验后，样品放置一般环境中1到2小时后，在进行测试</p>	<p>Appearance: No Damage. 外观：没有损坏</p> <p>Contact Resistance 接触阻抗 Contact: Change from initial Value $40\text{m}\Omega$ Max 端子：从初始值开始变化量小于$40\text{m}\Omega$</p>
4.4.8	IR-reflow 回流焊测试	<p>Solder Temp: $260\pm 5^{\circ}\text{C}$, $10\pm 1\text{sec}$ 焊锡温度：$260\pm 5^{\circ}\text{C}$, $10\pm 1\text{sec}$</p> 	<p>No physical damage shall occur. 不可有损坏</p>

Note 1: Shall meet visual requirements, show no physical damage, and meet requirement of additional tests as specified in the test sequence in Figures 2

说明1: 测试要求不能有物理损坏, 测试依据表格二的顺序进行

3.Product Qualification And Requalification Test:产品测试顺序表 Figure 2

Test or Examination	Test Group													
	A	B	C	D	E	F	G	H	I	J	K	L	M	N
Test Sequence														
4.1.1.Examination of Product 产品外观	1,9	1,3	1,5	1	1,5	1,5	1,5	1,3	1,5	1,5	1,5	1,5	1,5	1
4.2.1.Contact Resistance 接触阻抗	2,8		2,4		2,4	2,4	2,4		2,4	2,4	2,4	2,4	2,4	
4.2.2.Dielectric Withstanding Voltage	3,7													
4.2.3.Insulation Resistance 绝缘阻抗	4,6													
4.3.1.Insertion/Withdrawal force 插拔力		2												
4.3.2.Durability 寿命测试			3											
4.3.3.Vibration 振动性					3									
4.3.4.Physical shock 冲击性						3								
4.4.1.Thermal shock test 冷热冲击							3							
4.4.2.Solderability 焊锡性								2						
4.4.3.Humidity 恒温恒湿	5								3					
4.4.4.Salt Spray 盐水喷雾										3				
4.4.5.Cold resistance 冷阻抗											3			
4.4.6.Heat resistance 热阻抗												3		
4.4.7.Thermal Aging 高温老化													3	
4.4.8.IR-reflow 回流焊测试														2
NO. of Test samples(Min.) 测试样	5	5	5	5	5	5	5	5	5	5	5	5	5	5

NOTE 2: (a) Numbers indicate sequence in which tests are performed.

(b) Discontinuities shall not take place in this test group, during tests.

说明 2: (a)测试依照矩阵要求数量进行。

(b)在测试中, 群组测试不能间断