



APPROVE SHEET

TO: 直流支撑电容 50uF ± 10% 500V

Main Materials		Mark & Outline
ITEMS	NAME	
Film	Metalized Polypropylene film	
Electrode	Tinned copper wire	
Epoxy	Flame-retardant Epoxy-White	
Case	Flame-retardant plastic case-grey	

Part No.	TYPE	Dimensions (mm)							NOTE
		W	H	T	P	P1	L	ΦD	
FC6111	MKP-FC 50μF K 500V.DC	41.5	37.5	27.5	37.5	10.2	6	1.2	

CUSTOMER CONFIRM			CSD OFFER		
APPOVED BY	CHECKED BY	STAMP	APPOVED BY	STAMP	MADE BY
					闫佳佳
DATE			DATE	2020-08-26	

SHENZHEN CRC NEW ENERGY CO., LTD

6th and 7th Floor R&D Building, Yanchuan North Industrial Park,

Songgang Town, Baoan District, Shenzhen, China

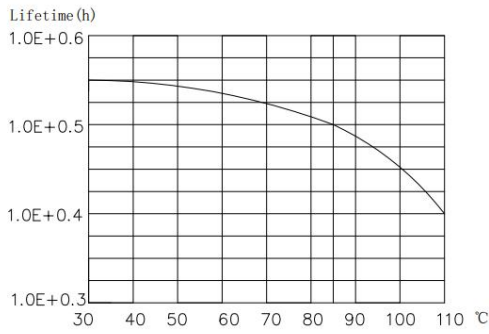
TEL: +86 - 0755 - 29948883 / 29948998 FAX: +86 - 0755 - 29948906 <http://www.csdcap.com>

Technical data

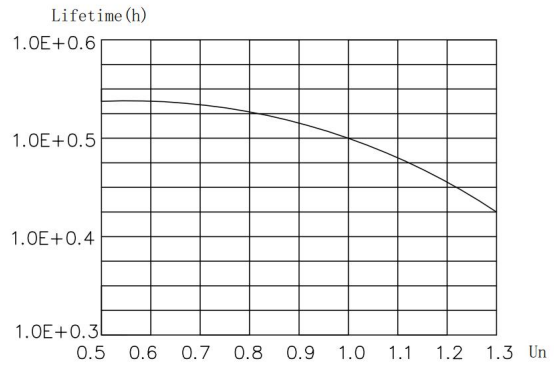
Rated capacitance	C_N	$50\mu\text{F} \pm 10\%$					
Rated voltage	U_N	500V.DC					
Non-recurrent surge voltage	U_s	850V.DC					
Maximum current	I_{rms}	16A					
Series resistance	R_s	$\leq 4.1\text{m}\Omega$					
Tangent of the loss	$\tan \delta$	≤ 0.0015 (100Hz)					
Insulation Resistance	$C \times R_{is}$	$\geq 5000\text{S}$					
Self inductance	L_e	$\leq 30\text{nH}$					
Lowest operating temperature	Θ_{min}	-40°C					
Maximum operating temperature	Θ_{max}	105°C					
Operating humidity	RH	0~95%					
Storage temperature	$\Theta_{storage}$	$-40^\circ\text{C} \sim 105^\circ\text{C}$					
Service life		100000h					
Failure quota		$< 100\text{Fit}$					
Test data							
Voltage test between terminals	V_{tt}	750V.DC/10S					
过电压		<table border="1"> <tbody> <tr> <td>1.1 U_N (30% of on-load-dur.)</td> </tr> <tr> <td>1.15 U_N (30min/day)</td> </tr> <tr> <td>1.2 U_N (5min/day)</td> </tr> <tr> <td>1.3 U_N (1min/day)</td> </tr> <tr> <td>1.5 U_N (30ms every time, 1 000times during the life of the capacitor)</td> </tr> </tbody> </table>	1.1 U_N (30% of on-load-dur.)	1.15 U_N (30min/day)	1.2 U_N (5min/day)	1.3 U_N (1min/day)	1.5 U_N (30ms every time, 1 000times during the life of the capacitor)
1.1 U_N (30% of on-load-dur.)							
1.15 U_N (30min/day)							
1.2 U_N (5min/day)							
1.3 U_N (1min/day)							
1.5 U_N (30ms every time, 1 000times during the life of the capacitor)							
Operating altitude		2000m (max)					
Terminal tightening torque		—					
Bottom tightening torque		—					
Weight		—					

Electrical Characteristics of Film Capacitor

1. Lifetime Expectancy

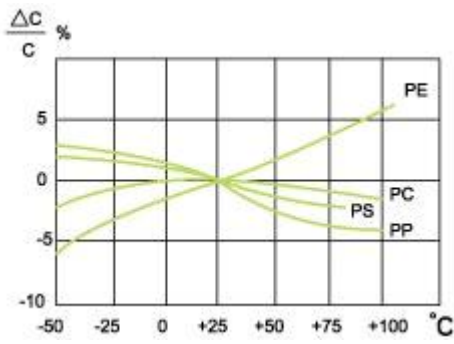


Life time Expectancy of charge temperature

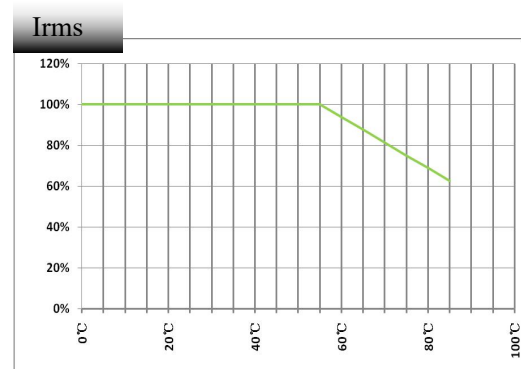


Life time Expectancy of charge voltage

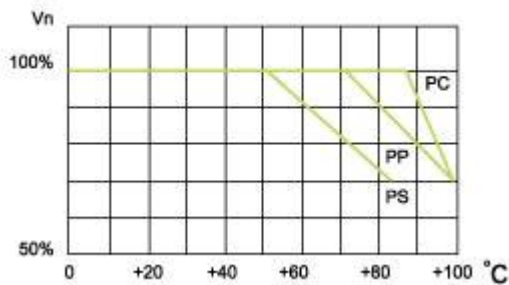
2. Temperature Characteristics



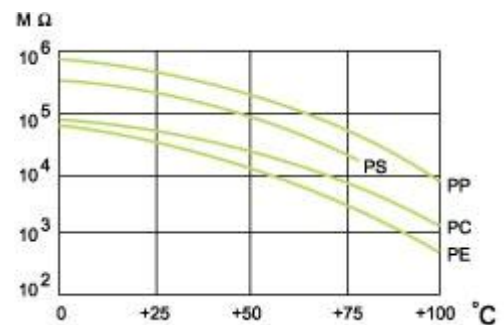
Capacitance vs. Temperature



Operation current vs. Temperature

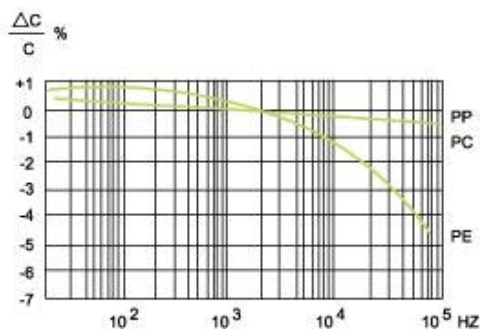


Operation voltage vs. Temperature

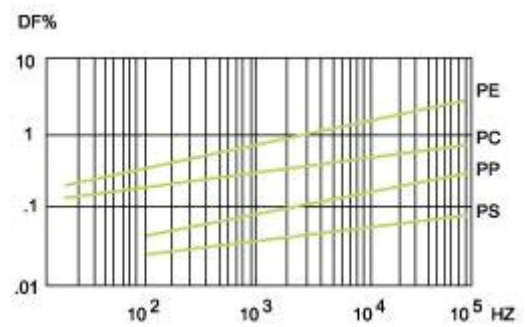


(CR value) IR vs. Temperature

3. Frequency Characteristics



Capacitance vs. Frequency



Dissipation Factor vs. Frequency