



CRC NEW ENERGY

APPROVAL SHEET

TO: 直流支撑电容 8uF ± 10% K500V

Main Materials		MARKING & OUTLINE DRAWING
Construction	Materials	
Dielectric	Metallized Polypropylene Film	
Terminal	Tinned copper wire/plate	
Filling	Flame-retardant epoxy resin , grey	
Case	Flame-retardant plastic case, grey	

Part No.	TYPE	Dimensions (mm)						NOTE
		W	H	T	P	L	ΦD	
FC5055	MKP-FC8μFK500VDC	32	22	13	27.5	15	1.0	

CUSTOMER CONFIRMATION			CRC OFFER		
STAMP	APPROVED BY	CHECKED BY	STAMP	APPROVED BY	PREPARED BY
					田星月
DATE			DATE	2019-7-8	

SHENZHEN CRC NEW ENERGY CO., LTD

6th and 7th Floor R&D Building, Yanchuan North Industrial Park,

Songgang Town, Baoan District, Shenzhen, China

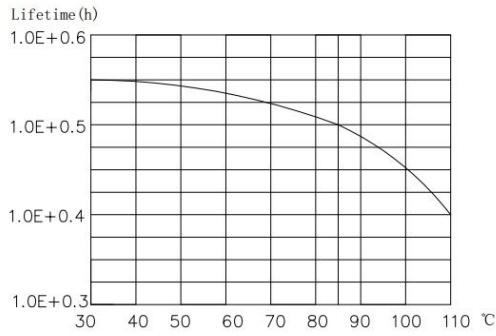
TEL: +86 - 0755 - 29948883 / 29948998 FAX: +86 - 0755 - 29948906 <http://www.csdcap.com>

Technical Data

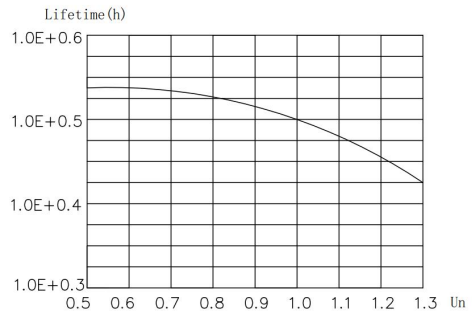
Items	Symbols	Values					
Rated capacitance	C_N	$8\mu\text{F} \pm 10\%$					
Rated voltage	U_N	500V.DC					
Non-recurrent surge voltage	U_s	800V.DC					
Maximum current	I_{rms}	8A					
Maximum peak current	\hat{I}	240A					
Maximum surge current	I_S	720A					
Series resistance	R_S	$\leq 10.5\text{m}\Omega$					
Tangent of the loss	$\tan \delta$	$\leq 0.0015(1\text{KHz})$					
Insulation Resistance	$C \times R_{is}$	$\geq 5000\text{S}$					
Self inductance	L_e	$\leq 25\text{nH}$					
Lowest operating temperature	Θ_{min}	-40°C					
Maximum operating temperature	Θ_{max}	105°C					
Operating humidity	RH	0~95%					
Service life		100000h					
Failure quota		$< 100\text{Fit}$					
Test data							
Voltage test between terminals	V_{tt}	750V.DC/10S					
	过电压	<table border="1"> <tbody> <tr> <td>1.1 UN (30% of on-load-dur.)</td> </tr> <tr> <td>1.15 UN (30min/day)</td> </tr> <tr> <td>1.2 UN (5min/day)</td> </tr> <tr> <td>1.3 UN (1min/day)</td> </tr> <tr> <td>1.5 UN (30ms every time, 1 000times during the life of the capacitor)</td> </tr> </tbody> </table>	1.1 UN (30% of on-load-dur.)	1.15 UN (30min/day)	1.2 UN (5min/day)	1.3 UN (1min/day)	1.5 UN (30ms every time, 1 000times during the life of the capacitor)
1.1 UN (30% of on-load-dur.)							
1.15 UN (30min/day)							
1.2 UN (5min/day)							
1.3 UN (1min/day)							
1.5 UN (30ms every time, 1 000times during the life of the capacitor)							
Operating altitude		2000m (max)					

Electrical Characteristics of Film Capacitor

1. Lifetime Expectancy

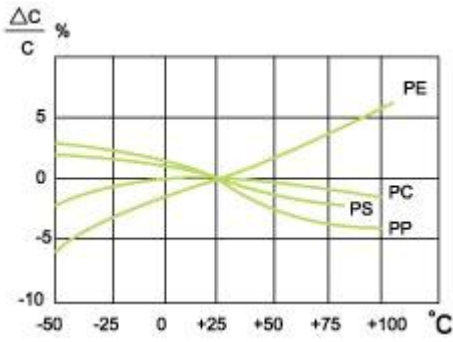


Life time Expectancy of charge temperature

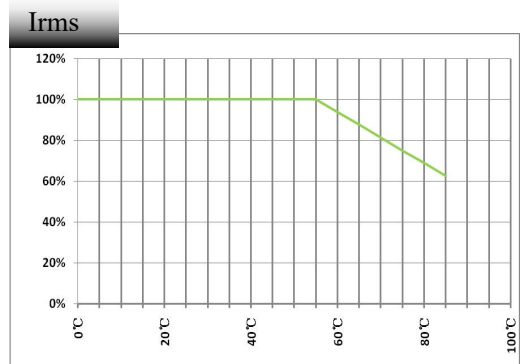


Life time Expectancy of charge voltage

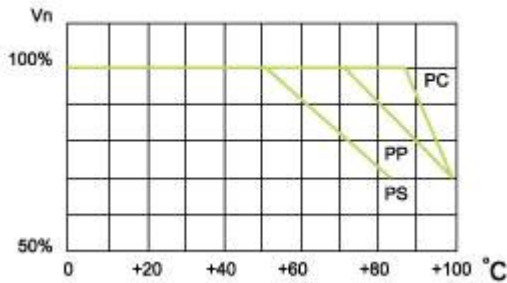
2. Temperature Characteristics



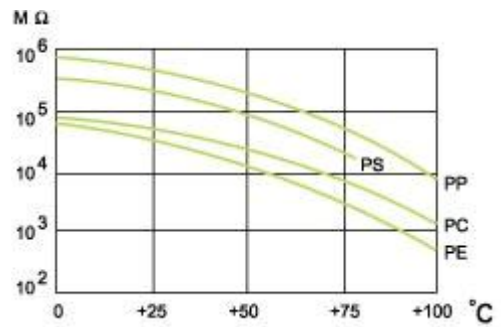
Capacitance vs. Temperature



Operation current vs. Temperature

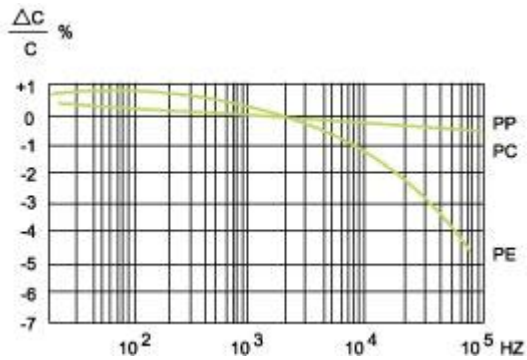


Operation voltage vs. Temperature

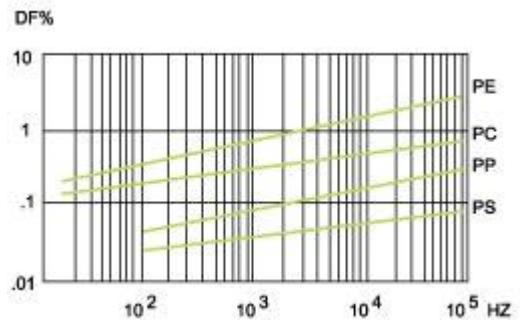


(CR value) IR vs. Temperature

3. Frequency Characteristics



Capacitance vs. Frequency



Dissipation Factor vs. Frequency