

参数表

2CL40KV/5A 高压硅堆采用高可靠性的台面结构及扩散工艺，环氧树脂真空灌注密闭封装。


2CL40KV/5A High voltage silicon assembly adopts high reliable mesa structure with the diffusion craft work, and epoxy resin molded in a compact structure.

▼ 产品特点 Feature

- ❖ 雪崩电压击穿保护特性 **Avalanche Characteristic**
- ❖ 优异的抗浪涌电流冲击特性 **Excellent surge current resistance**
- ❖ 高速开关响应特性 **High speed switch response characteristics**
- ❖ 采用新型环氧树脂真空封装技术，表面具有抗腐蚀性
Epoxy resin molded in vacuum, have anticorrosion in the surface
- ❖ 工作结温 -50°C—+150°C **Tj:50°C—+150°C**
- ❖ 特殊耐高温性能芯片，可承受严酷恶劣的使用条件
- ❖ **Special high temperature resistant chip that can withstand harsh working conditions**

▼ 产品 2D 图示

Graphical Representation

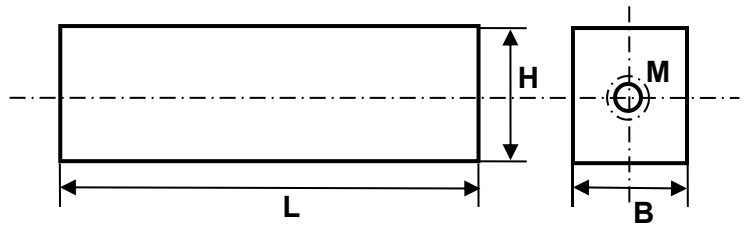


	参数名称 Item	符号 Symbol	单位 Unit	测试条件 Conditions	数值 Rating
Absolute Maximum Ratings 极限值 (绝对最大值)	反向重复峰值电压 Repetitive Peak Reverse Voltage	V_{RRM}	KV	Ta=25°C $I_R=5.0\mu A$	40
	反向工作峰值电压 Peak Working Reverse Voltage	V_{RWM}	KV	Ta=25°C $I_R=5.0\mu A$	40
	正向平均电流 Average Forward Current	$I_{F(AV)}$	A	正弦半波 50Hz, 电阻负载, $T_{break}=50^\circ C$ (50Hz Half-sine Wave , Resistance load @ $T_{break}=50^\circ C$)	5.0
	反向恢复时间 Reverse Recovery Time	trr	nS		--
	正向(不重复)浪涌电流 Surge Forward Current	I_{FSM}	A	正弦半波持续时间 0.01S 50Hz 0.01S @ Half-Sine wave 50Hz	150
	工作环境温度 Operating Ambient Temperature	T_a	°C		-55 ~ +175
	存储温度 Storage Temperature	T_{stg}	°C		-40 ~ +125
Electrical Characteristics 电特性	正向峰值电压 Forward Peak Voltage	V_{FM}	V	@ Ta=25°C $I_F=5A$	≥48
	反向峰值电流 Peak Reverse Current	I_{RRM1}	μA	@ Ta=25°C $V_{RM}=V_{RRM}$	5.0
		I_{RRM2}	μA	@ Ta=100°C $V_{RM}=V_{RRM}$	50.0

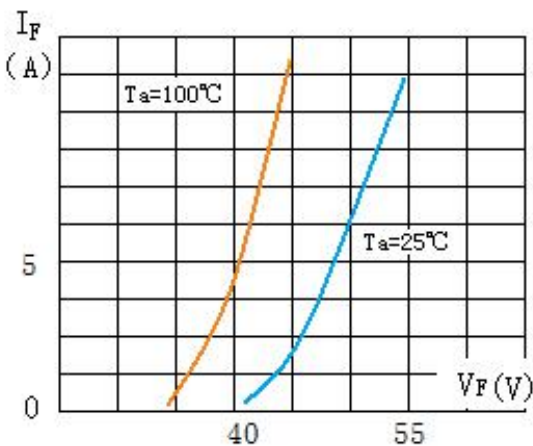
▼ **外形尺寸图示 Outline Drawings**

(单位：毫米 mm)

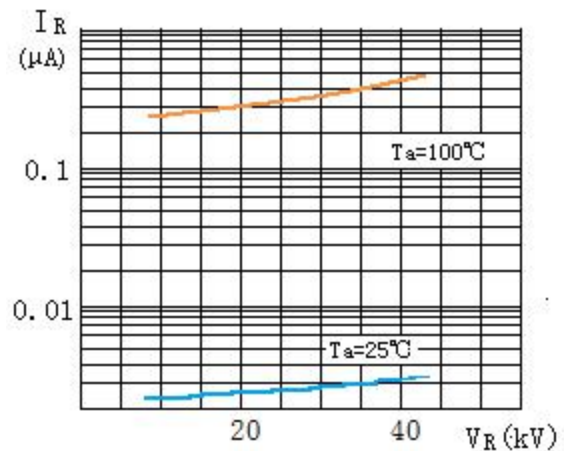
尺寸/ 图号	长 (L)	宽 (W)	高 (H)	电极 (M)
Fig①	300	50	25	5/6



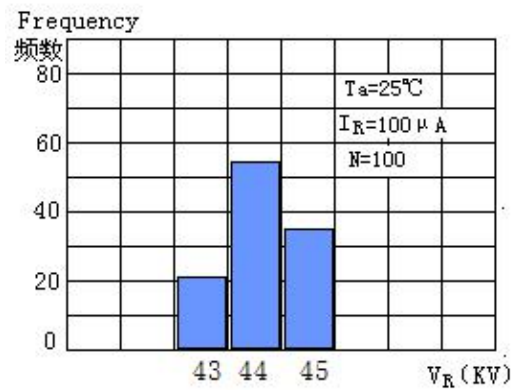
▼ **特性曲线图 Characteristic Curve**



正向特性曲 (2CL40KV/5A)
 Forward Characteristics



反向特性曲线 (2CL40KV/5A)
 Reverse Characteristics



反向雪崩电压分布 (2CL40KV/5A)
 Avalanche Breakdown Voltage Distribution