Notes:
* Material:
△2 Insulator: High temperature plastic
UL 94V-0 Color Black
Square Pin: Brass

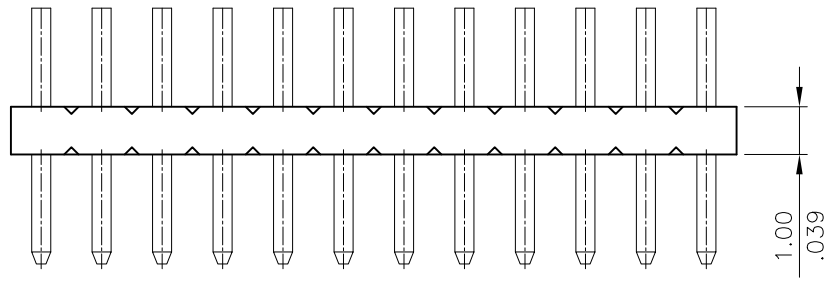

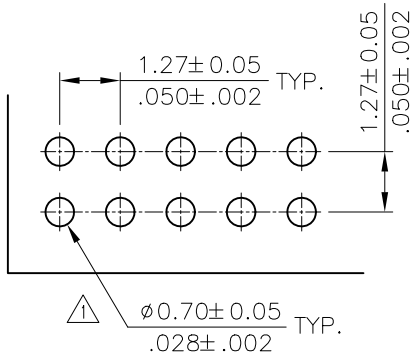

Recommended P.C. Board Layout

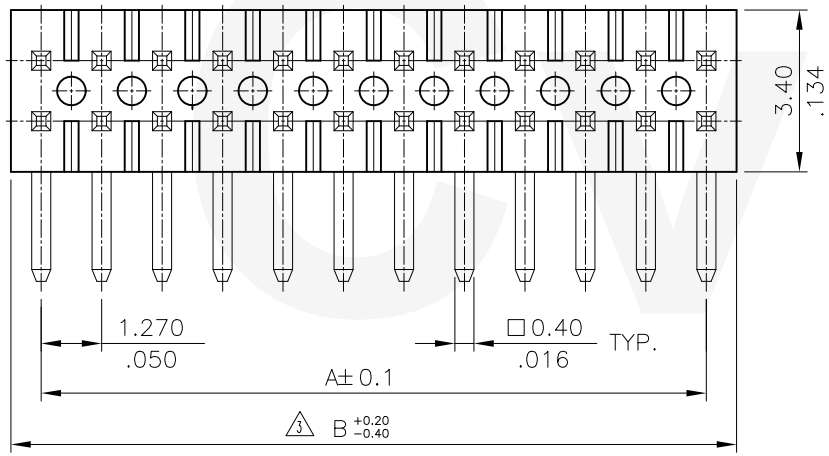

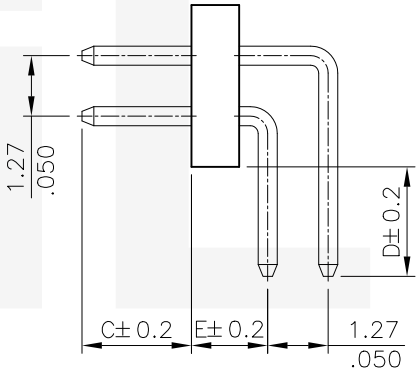

DIM. A = 1.27 X No. of Spaces
DIM. B = DIM. A + 1.27
* Available in 6 through 100 Circuits

Ordering Code:

CH51 ** * H 1 **
① ② ③ ④ ⑤ ⑥

① Series No.
② No. of Contact: 06 to 100(x1=100)
③ Plating code:
2=Gold Flash plated over 1.27μm(50μ") Nickel
3=0.38μm(15μ") Gold plated over 1.27μm(50μ") Nickel
4=0.76μm(30μ") Gold plated over 1.27μm(50μ") Nickel
④ Tail & Mounting Style:
H=Right Angle DIP Type
⑤ Insulator Color:
1= Color Black
⑥ Option Code:
See Table PDF. File No. CH5103T

Halogen-Free | Lead Free Process | RoHS Compliant

SYM	NAME	DATE	REVISIONS
△4			
△3	Ken	4/27-17'	ECNT117071/ECRB117010
△2	Sun	2/01-16'	ECNT116019/ECRB116008
△1	Sandy	3/20/08'	ECN08141/ECR08030-1

CVILUX CORP 2017.05.04 ISSUED

		DATE
DRAWN BY:	Ken	4/28-17'
ENGINEER:	Sun	5/02-17'
CHECKED BY:	Eisley	5/03-17'
APPROVED BY:	Eisley	5/03-17'

UNIT: mm / inch

TOLERANCE UNLESS OTHERWISE SPECIFIED
.X ± 0.25/.010 X.° ± 1°
.XX ± 0.15/.006 .X° ±
.XXX ± 0.08/.003 .XX° ±

TITLE: 1.27mm(.050") DUAL ROW BOARD MOUNT PIN HEADER

MATERIAL:

FINISH:

瀚荃股份有限公司
CviLux Corporation

DRAWING NO.	CH5103SD	PART NO.	CH51***H1**
SCALE	6 / 1	SHEET 1 OF 1	