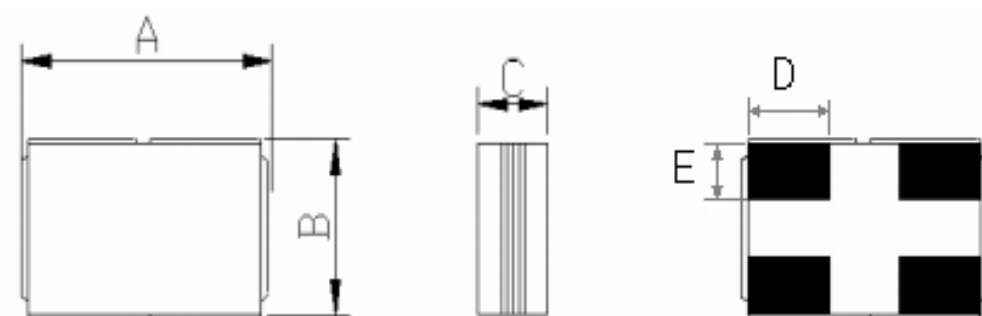
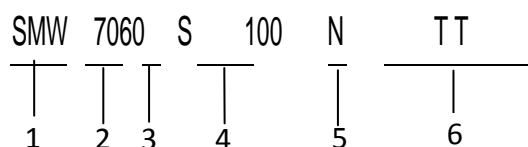
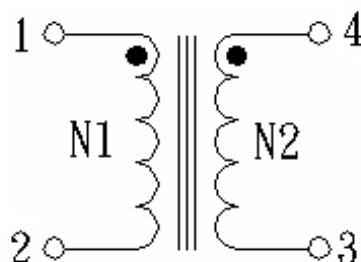


**一、 DIMENSION (mm)**


A	B	C	D	E	F
8.0MAX	6.2±0.3	3.2±0.3	3.0±0.2	2.5MAX	/

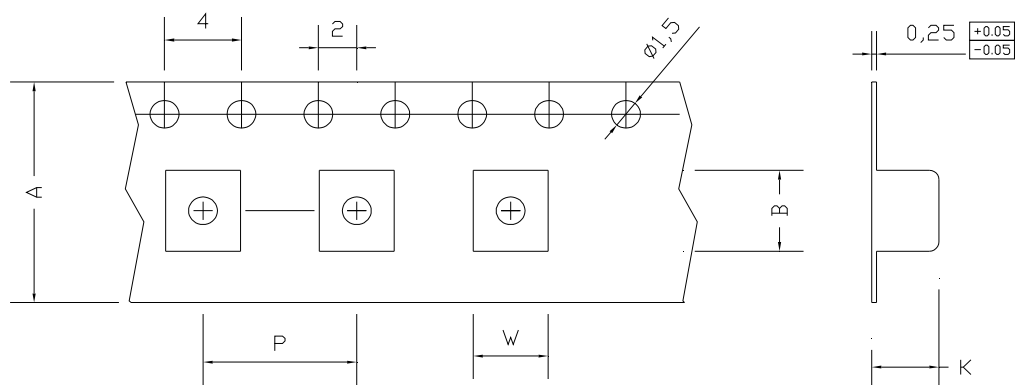
**二、 ORDERING CODE**


1. Product type
2. Size cob
3. Material Code
4. Inductance value                    100=10 μH; 101=100 μH
5. Inductance tolerance
6. Packaging: B: Bulk                    T: Taping & Reel

**三、 SCHEMATIC:**


**四、ELECTRONIC CHARACTERISTICS:**

ITEM	SMW7060S100NTT	TOLERANCE	TEST FREQUENCY	TEST EQUIPMENT
INDUCTANCE	10 $\mu$ H $\Phi$ 0.30mm	$\pm$ 30%	1KHz/0.25	VR3302
Z(阻抗) $\Omega$	700	25%	100MHZ	4191A
DCR	0.025 $\Omega$	Max	/	VR3302

**五、DIMENSIONS FOR CARRIER TAPES (mm):**


Part No.	A	B	P	K	W				
SMW7060S100NTT	16								1500PCS/R

## 六、TEST DATA

ELECTRICAL TEST DATA					OREALL DIMENSTON (UNIT: mm)					Soldeyability
SMW7060S100NTT	N1		N2		A	B	C	D	E	
	L (uH)	DCR(Ω)	L (uH)	DCR(Ω)						
		10±30%	0.025Max	10±30%						0.05Max
1	11.2	0.021	11.4	0.021	7.75	6.27	3.30	2.94	2.3	OK
2	11.5	0.019	11.2	0.019	7.81	6.25	3.32	3.04	2.2	OK
3	12.1	0.022	11.9	0.019	7.81	6.27	3.28	2.91	2.1	OK
4	11.7	0.022	11.1	0.020	7.79	6.27	3.31	2.94	2.3	OK
5	11.4	0.021	11.6	0.019	7.82	6.29	3.29	2.95	2.4	OK
6	10.9	0.021	11.7	0.021	7.81	6.27	3.28	2.92	2.1	OK
7	10.5	0.019	11.6	0.020	7.76	6.30	3.24	2.95	2.3	OK
8	11.6	0.018	11.4	0.019	7.78	6.28	3.26	3.00	2.2	OK
9	11.2	0.019	11.8	0.018	7.80	6.27	3.30	2.97	2.2	OK
10	11.0	0.021	11.7	0.021	7.76	6.27	3.29	2.94	2.1	OK