

### APPLICATIONS

- Cell Phone Handsets and Accessories.
- Microprocessor based equipment.
- Personal Digital Assistants(PDA's)
- Notebooks Instrumentation.
- Peripherals.
- USB Interface.



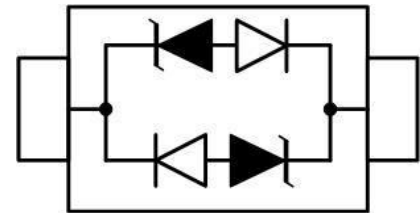
SOD-323

### MECHANICAL CHARACTERISTICS

- JEDEC SOD-323 Package.
- Molding Compound Flammability Rating: UL 94V-O.
- Weight 5 Milligrams (Approximate).
- Quantity per Reel: 3000pcs.
- Reel Size: 7inch.
- Lead Finish: Lead Free.

### IEC COMPATIBILITY

- IEC61000-4-2(ESD)  $\pm 15\text{KV}$ (air),  $\pm 8\text{KV}$ (contact).
- IEC61000-4-4(EFT) 40A (5/50ns).
- IEC61000-4-5(Lightning) 12A (8/20 $\mu\text{s}$ ).



PIN CONFIGURATION

### FEATURES

- 350 Watts Peak Pulse Power per Line ( $t_p=8/20\mu\text{s}$ ).
- Protect one I/O lines (bidirectional).
- Low clamping voltage.
- Working voltages: 3V; 5V; 8V; 12V; 15V; 24V
- Low leakage current.

### DEVICE CHARACTERISTICS

MAXIMUM RATINGS (@25°C Unless Otherwise Specified)			
PARAMETER	SYMBOL	VALUE	UNITS
Peak Pulse Power (tp=8/20μs waveform)	P <sub>PP</sub>	350	Watts
Lead Soldering Temperature	T <sub>L</sub>	260 (10sec)	°C
Operating Temperature Range	T <sub>J</sub>	-55 to + 175	°C
Storage Temperature Range	T <sub>STG</sub>	-55 to + 175	°C

ELECTRICAL CHARACTERISTICS PER LINE (@25°C Unless Otherwise Specified)								
PART NUMBER	V <sub>RWM</sub> (V) (max.)	V <sub>B</sub> (V) (min.)	I <sub>T</sub> (mA)	V <sub>C</sub> (V) @5A (max.)	V <sub>C</sub> (V) (max.)(@A)	I <sub>R</sub> (μA) @ V <sub>RWM</sub> (max.)	C <sub>T</sub> (pF) (typ)	
SB03DLC-B	3.3	4.0	1	5.15	13.9	8	40	1.5

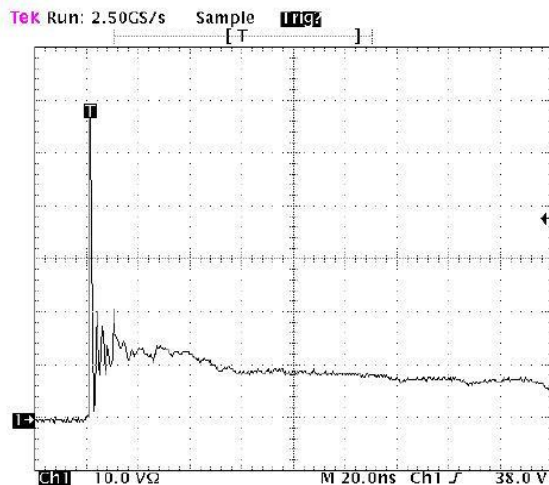


Figure 1. ESD Clamping Voltage Screenshot  
Positive 8 kV contact per IEC 61000-4-2

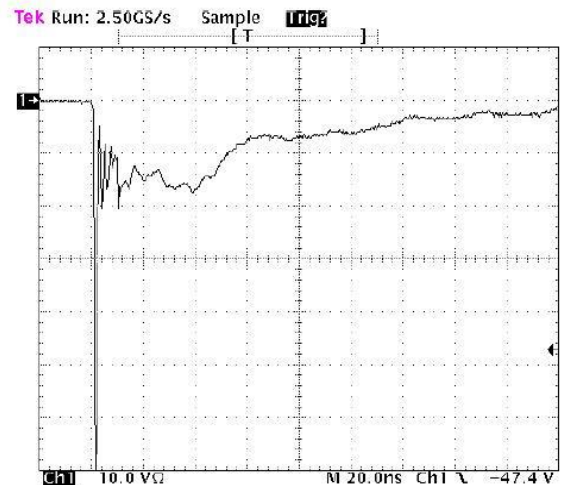
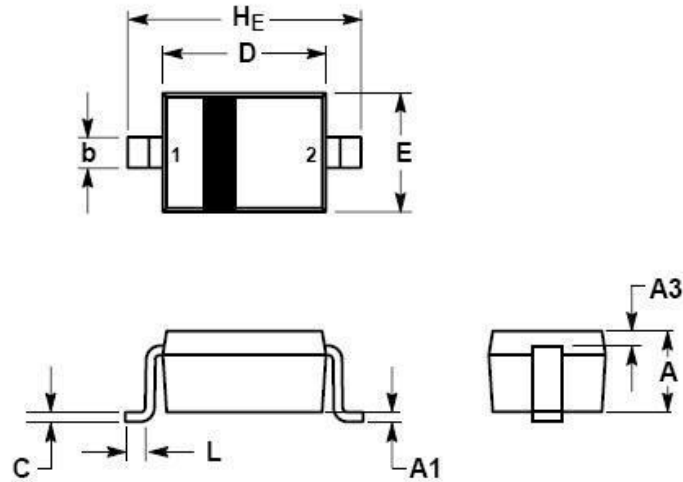


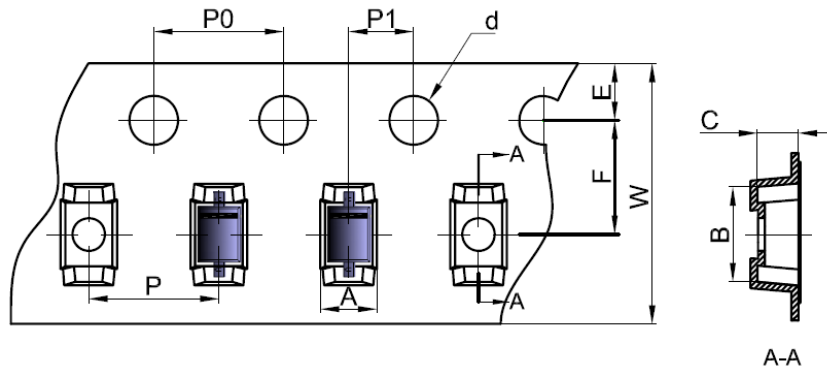
Figure 2. ESD Clamping Voltage Screenshot  
Negative 8 kV contact per IEC 61000-4-2

### SOD-323 PACKAGE OUTLINE & DIMENSIONS



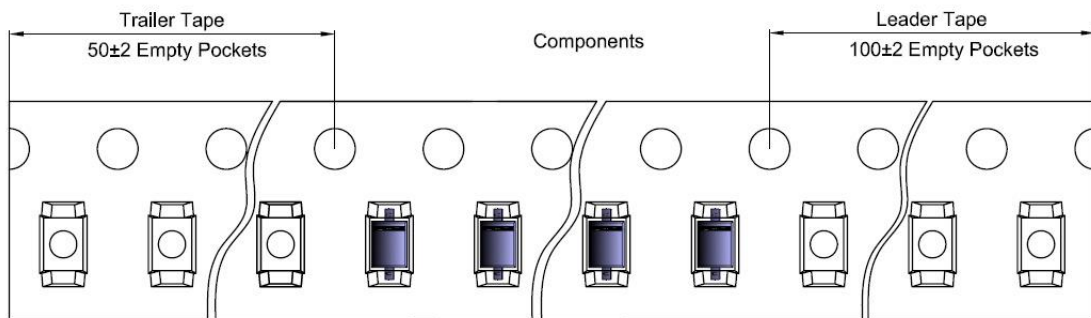
DIM	MILLIMETERS			INCHES		
	MIN	NOM	MAX	MIN	NOM	MAX
A	0.80	0.90	1.00	0.031	0.035	0.040
A1	0.00	0.05	0.10	0.000	0.002	0.004
A3	0.15REF			0.006REF		
b	0.25	0.32	0.4	0.010	0.012	0.016
C	0.089	0.12	0.177	0.003	0.005	0.007
D	1.60	1.70	1.80	0.062	0.066	0.070
E	1.15	1.25	1.35	0.045	0.049	0.053
L	0.08			0.003		
HE	2.30	2.50	2.70	0.090	0.098	0.105

### SOD-323 EMBOSSED CARRIER TAPE

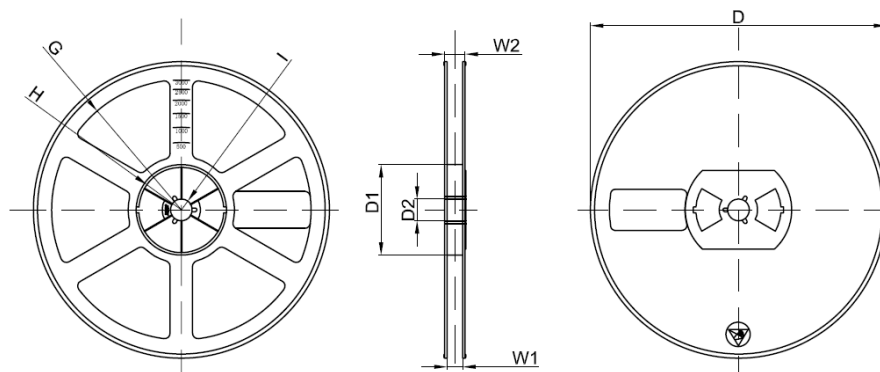


PKG TYPE	A	B	C	d	E	F	PO	P	P1	W
SOD-323	1.46	2.90	1.25	Φ1.50	1.75	3.50	4.00	4.00	2.00	8.00
TOLERANCE	±0.05	±0.05	±0.05	±0.10	±0.10	±0.10	±0.10	±0.10	±0.10	+0.3-0.1

### TAPE LEADER AND TRAILER



### REEL



Dimension in Millimeter								
REEL OPTION	D	D1	D2	G	H	I	W1	W2
7" DIAMETION	Φ178	54.40	13.00	R78.0	R25.60	R6.50	9.50	12.30
TOLERANCE	±2	±1	±1	±1	±1	±1	±1	±1

