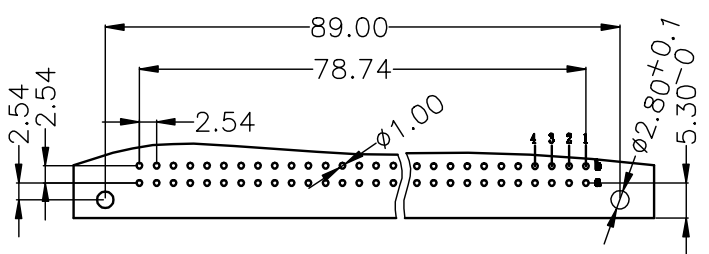
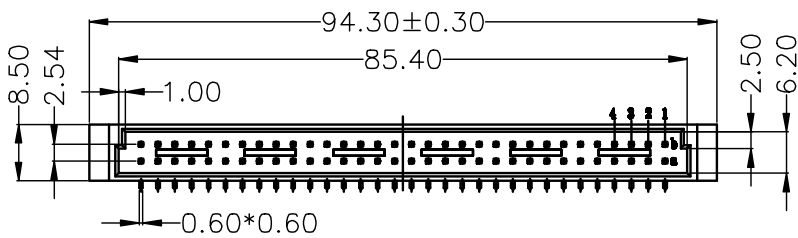
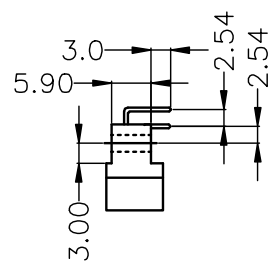
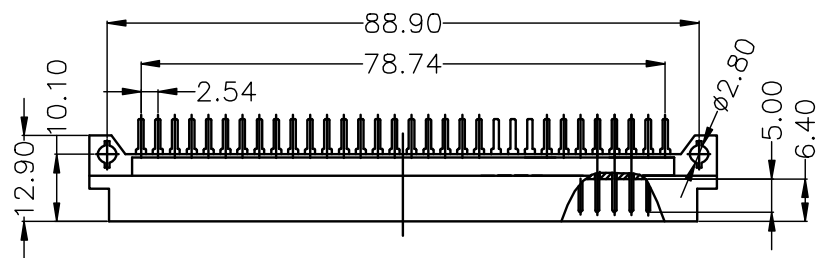


RoHS Compliant Customer Drawing

REV.	ECN NO.	DESCRIPTION	DATE	DESIGN



PCB LAYOUT(RECOMMENDED)
(TOP VIEW TOL. :±0.05)

SPECIFICATION

MATERIAL

Housing: PBT+30%G.F UL94V-0

Contacts: Brass

CONTACT PLATING

G= GOLD FLASH PLATED ALL OVER, Ni UNDER PLATED ALL OVER.

T= TIN PLATED ALL OVER, Ni UNDER PLATED ALL OVER.

S= GOLD FLASH PLATED ON CONTACT AREA, TIN

PLATED ON SOLDER TAIL, Ni UNDER PLATED ALL OVER.

A=5u" (Selective)

R=3u" (Selective)

B=10u" (Selective)

P=6u" (Selective)

C=15u" (Selective)

E=2u" (Semi-Gold Matte Tin)

D=30u" (Selective)

F=3u" (Semi-Gold Matte Tin)

V=1u" (Selective)

U=5u" (Semi-Gold Matte Tin)

N=3u" (Gold)

ELECTRICAL

Current rating: 2 Amps .

Contact resistance: 20 mΩ initial

Insulation resistance: 1000 MΩ min @ 500 VDC

Dielectric withstanding voltage: 1000 VAC / minute

Operating temperature: -40° C TO +105° C

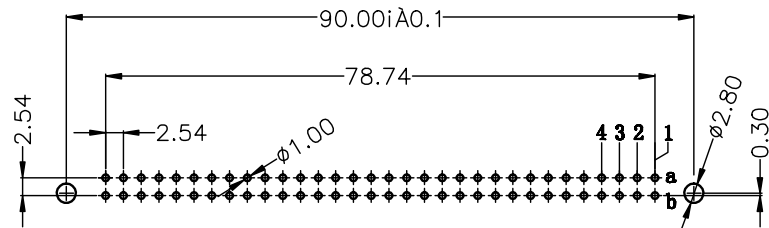
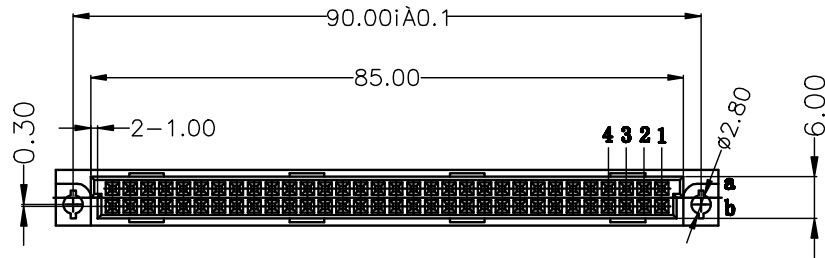
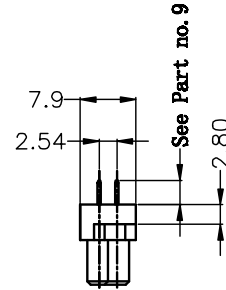
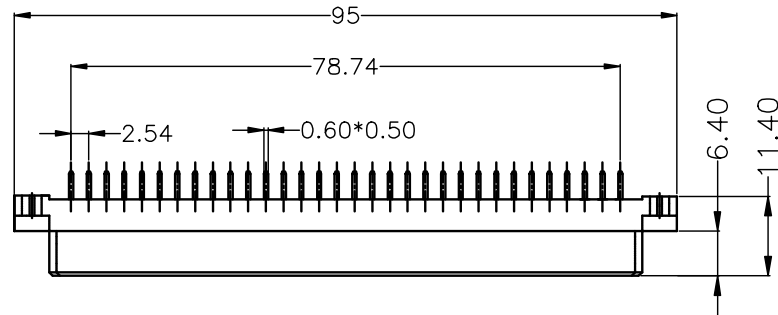
Part no. A81 A - 064 M X R D A E X
1 2 3 4 5 6 7 8 9 10

- | | |
|---|--|
| 1. SERIES NO. | 7. PROCESS OPTION: |
| 2. TYPE:
A=Standard | D=2*32 Housing (Male=90°
Female=180°) |
| 3. CONTACT NUMBER | 8. ROW SPACING:
A=2.54mm (a+b) |
| 4. CONTACT TYPE:
M=Male | 9. CONTACT LENGTH:
E=3.0mm (Right angle only) |
| 5. CONTACT AREA PLATING:
SEE SPECIFICATION | 10. INSULATOR COLOR:
5=BEIGE
A=Champagne |
| 6. FUNCTION OPTION:
R=Right angle | |

公差一览表 TOLERANCE UNLESS OTHERWISE				nextion® CONNECTOR		诺凌电子有限公司 NOXTLON ELECTRONIC CO.,LTD			
X.	±0.35	X°.	±5°	单位 UNITS	mm	制图 DRAWING	管正志	产品名称 TME	欧式插座 264 B型 90度 公差
.X	±0.30	.X°.	±2°	角法 VIEW	设计 DESIGN	管正志			
.XX	±0.25	.XX°.	±1°	比例 SCALE	1:1	审核 CHECK		产品料号 PART NO.	A81A-064MXRDAEX
.XXX	±0.02	.XXX°.	±0.5°	日期 DATE	2010.05.21	核准 APPD		图号 DRAW NO.	A81A-064MXRDAEX-A0

RoHS Compliant Customer Drawing

REV.	ECN NO.	DESCRIPTION	DATE	DESIGN



PCB LAYOUT(RECOMMENDED)
(TOP VIEW TOL. :±0.05)

SPECIFICATION

MATERIAL

Housing:PBT+30%G.F UL94V-0

Contacts:PhosPhor Bronze

CONTACT PLATING

G= GOLD FLASH PLATED ALL OVER, NI UNDER PLATED ALL OVER.

T= TIN PLATED ALL OVER, NI UNDER PLATED ALL OVER.

S= GOLD FLASH PLATED ON CONTACT AREA, TIN PLATED ON SOLDER TAIL, NI UNDER PLATED ALL OVER.

A=5u" (Selective)

R=3u" (Selective)

B=10u" (Selective)

P=8u" (Selective)

C=15u" (Selective)

E=2u" (Semi-Gold Matte Tin)

D=30u" (Selective)

F=3u" (Semi-Gold Matte Tin)

V=1u" (Selective)

U=5u" (Semi-Gold Matte Tin)

N=3u" (Gold)

ELECTRICAL

Current rating: 2 Amps .

Contact resistance: 20 mΩ initial

Insulation resistance: 1000 MΩ min @ 500 VDC

Dielectric withstanding voltage: 1000 VAC / minute

Operating temperature: -40° C TO +105° C

Part no. A81 A - 064 F X S D A X X
1 2 3 4 5 6 7 8 9 10

1. SERIES NO.

SB-TYPE Housing

2. TYPE:

A=Standard

3. CONTACT NUMBER

4. CONTACT TYPE:

F=Female

5. CONTACT AREA PLATING:

SEE SPECIFICATION

6. FUNCTION OPTION:

S=STRAIGHT

7. PROCESS OPTION:

D=2*32 Housing (Male=90° Female=180°)

8. ROW SPACING:

A=2.54mm (a+b)

9. CONTACT LENGTH:

A=2.8mm

B=4.0mm

F=3.5mm

10. INSULATOR COLOR:

5=BEIGE

A=Champagne

公差一览表 TOLERANCE UNLESS OTHERWISE				nextion® CONNECTOR		诺凌电子有限公司 NOXTLON ELECTRONIC CO.,LTD			
X.	±0.35	X*.	±5°	单位 UNITS	mm	制图 DRAWING	姚登攀	产品名称 NAME	欧式插座 264 0.5SB型 180度 母座
.X	±0.30	.X*.	±2°	角法 VIEW		设计 DESIGN	姚登攀	产品料号 PART NO.	A81A-064FXSDAXX
.XX	±0.25	.XX*.	±1°	比例 SCALE	1:1	审核 CHECK		图号 DRAW NO.	A81A-064FXSDAXX-AO
.XXX	±0.02	.XXX*.	±0.5°	日期 DATE	2019.09.15	版本 VER	A0		