



CRC NEW ENERGY

APPROVE SHEET

TO: 缓冲吸收电容 1.8uF ±5% 2000V

Main Materials		Mark & Outline	
ITEMS	NAME		
Film	Metalized Polypropylene film		
Electrode	silvered copper terminal		
Epoxy	Flame-retardant Epoxy-White		
Case	Flame-retardant plastic case-Grey	$L \times F \times N \times S = 14.0 \times 15.0 \times 8.5 \times 6.5$	

Part No.	TYPE	Dimensions (mm)					NOTE
		W	H	T	P1	P	
HS5105	MKP-HS 1.8μF J2000VDC	57.5	54	38	9	23	

CUSTOMER CONFIRM			CR OFFER		
APPROVED BY	CHECKED BY	STAMP	APPROVED BY	STAMP	MADE BY
				袁朝晖	李爱
DATE			DATE	2020-10-30	

SHENZHEN CRC NEW ENERGY CO., LTD

6th and 7th Floor R&D Building, Yanchuan North Industrial Park,

Songgang Town, Baoan District, Shenzhen, China

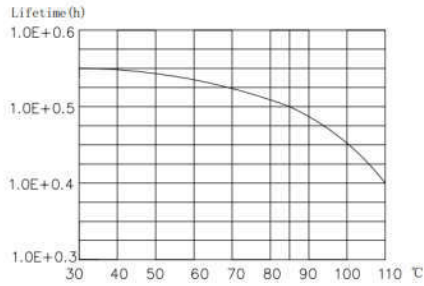
TEL: +86 - 0755 - 29948883 / 29948998 FAX: +86 - 0755 - 29948906 <http://www.csdcap.com>

Technical Data

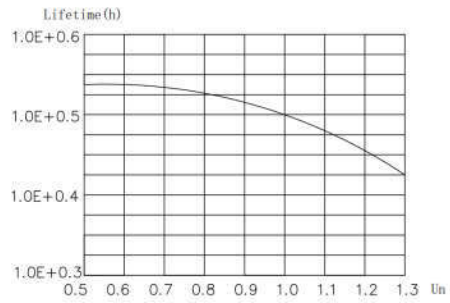
Items	Symbols	Values					
Rated capacitance	C_N	$1.8\mu\text{F} \pm 5\%$					
Rated voltage	U_N	2000V.DC					
Non-recurrent surge voltage	U_s	3000V.DC					
Maximum current	I_{rms}	22A					
Maximum peak current	\hat{i}	600A					
Maximum surge current	I_s	1800A					
Series resistance	R_s	$\leq 12.6\text{m}\Omega$					
Tangent of the loss	$\tan \delta$	$\leq 0.0020(10\text{KHz})$					
Insulation Resistance	$C \times R_{is}$	$\geq 5000\text{S}$					
Self inductance	L_e	$\leq 40\text{nH}$					
Lowest operating temperature	Θ_{min}	-40°C					
Highest operating temperature	Θ_{max}	105°C					
Operating humidity	RH	0~95%					
Storage temperature range	$\Theta_{storage}$	$-40^\circ\text{C} \sim 105^\circ\text{C}$					
Service life		100000h					
Failure quota		$< 100\text{Fit}$					
Test data							
Voltage test between terminals	V_{tt}	3000V.DC/10S					
	过电压	<table border="1"> <tbody> <tr> <td>1.1 UN (30% of on-load-dur.)</td> </tr> <tr> <td>1.15 UN (30min/day)</td> </tr> <tr> <td>1.2 UN (5min/day)</td> </tr> <tr> <td>1.3 UN (1min/day)</td> </tr> <tr> <td>1.5 UN (30ms every time, 1 000times during the life of the capacitor)</td> </tr> </tbody> </table>	1.1 UN (30% of on-load-dur.)	1.15 UN (30min/day)	1.2 UN (5min/day)	1.3 UN (1min/day)	1.5 UN (30ms every time, 1 000times during the life of the capacitor)
1.1 UN (30% of on-load-dur.)							
1.15 UN (30min/day)							
1.2 UN (5min/day)							
1.3 UN (1min/day)							
1.5 UN (30ms every time, 1 000times during the life of the capacitor)							
Operating altitude		1000m (max)					
Terminal tightening torque		4.5Nm (max)					
Bottom tightening torque		7Nm (max)					
Weight		---					

ELECTRICAL CHARACTERISTICS OF FILM CAPACITOR

1. Lifetime Expectancy

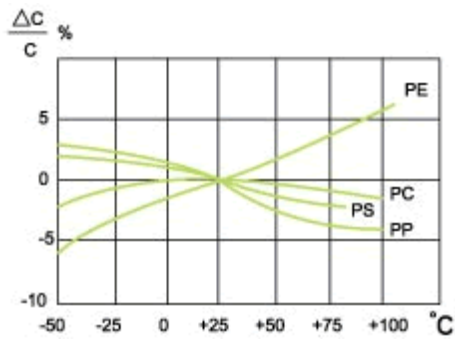


Lifetime expectancy vs. Charging temperature

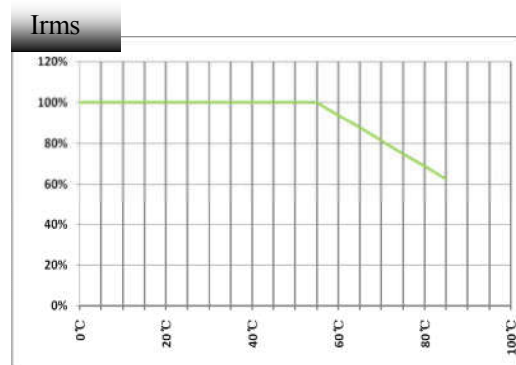


Lifetime expectancy vs. Charging voltage

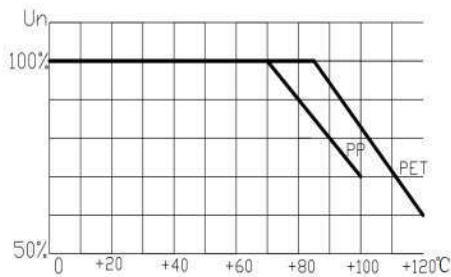
2. Temperature Characteristics



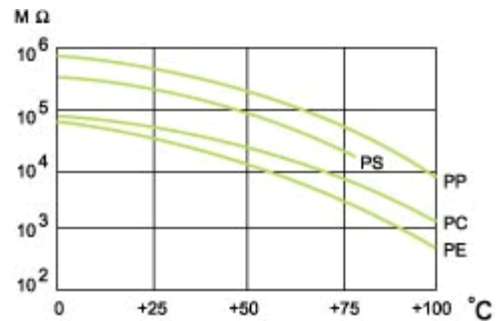
Capacitance change rate vs. Temperature



Operating current vs. Temperature

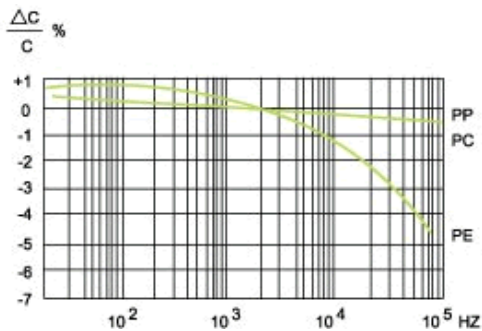


Operating voltage vs. Temperature

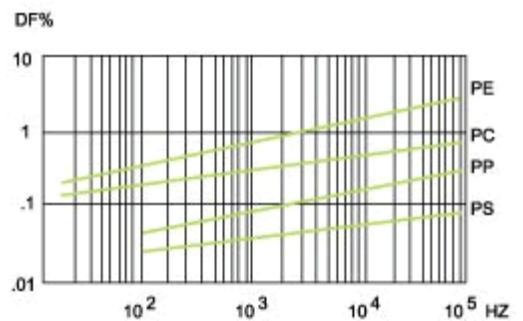


(CR value) IR vs. Temperature

3. Frequency Characteristics



Capacitance change rate vs. Frequency



Dissipation factor vs. Frequency