



CRC NEW ENERGY

APPROVAL SHEET

TO: 缓冲吸收电容 1.5uF ± 5% 1200V

Main Materials		MARKING & OUTLINE DRAWING
Construction	Materials	
Dielectric	Metallized Polypropylene Film	
Terminal	Tinned Copper Wire	
Filling	Flame-retardant epoxy resin, white	
Case	Mylar tape	

Part No.	TYPE	Dimensions (mm)					NOTE
		W	H	T	L	D	
HA5013	MKP-HA1.5μFJ 1200VDC	44	38	26.5	35	1.2	

CUSTOMER CONFIRMATION			CR OFFER		
STAMP	APPROVED BY	CHECKED BY	STAMP	APPROVED BY	PREPARED BY
					田星月
DATE			DATE	2019-7-23	

SHENZHEN CRC NEW ENERGY CO., LTD

6th and 7th Floor R&D Building, Yanchuan North Industrial Park,

Songgang Town, Baoan District, Shenzhen, China

TEL: +86 - 0755 - 29948883 / 29948998 FAX: +86 - 0755 - 29948906 <http://www.crccapacitor.com>

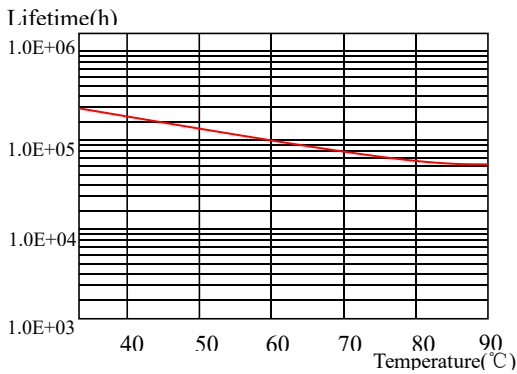
CRC-BDE-08

Technical Data

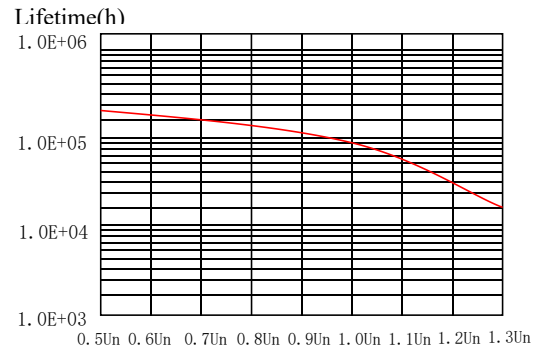
Items	Symbols	Values
Rated capacitance	C_N	$1.5\mu F \pm 5\%$
Rated voltage	U_N	1200V.DC
Non-recurrent surge voltage	U_s	-----
Maximum current	I_{rms}	12.6A
Maximum peak current	\hat{I}	950A
Maximum surge current	I_s	-----
Series resistance	R_s	$\leq 5m\Omega$
Tangent of the loss	$\tan \delta$	$\leq 0.0010(1.0KHZ)$
Insulation Resistance	$C \times R_{is}$	$\geq 5000S$
Self inductance	L_e	$\leq 29nH$
Lowest operating temperature	Θ_{min}	$-40^\circ C$
Storage temperature	$\Theta_{storage}$	$85^\circ C$
Operating humidity	RH	0~95%
Maximum operating temperature	Θ_{max}	$85^\circ C$
Service life		100000h
Failure quota		100Fit
Test data		
Voltage test between terminals	V_{tt}	2400V.DC/10S
A.C.voltage test between terminals and case	V_{t-c}	3000V.AC/10S
Operating altitude		2000m (max)
Terminal tightening torque		-----
Bottom tightening torque		-----
Weight		kg

ELECTRICAL CHARACTERISTICS OF FILM CAPACITOR

1. Lifetime Expectancy

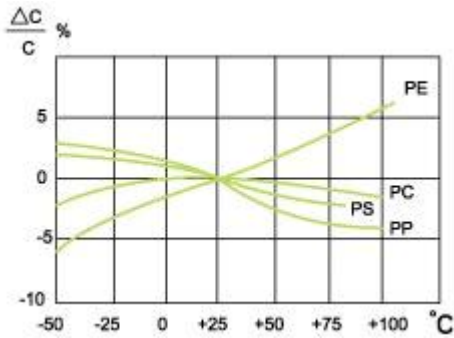


Lifetime expectancy vs. Charging temperature

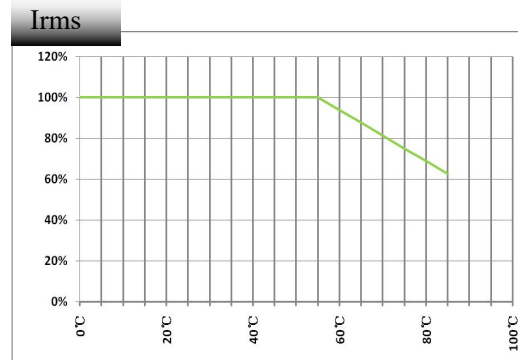


Lifetime expectancy vs. Charging voltage

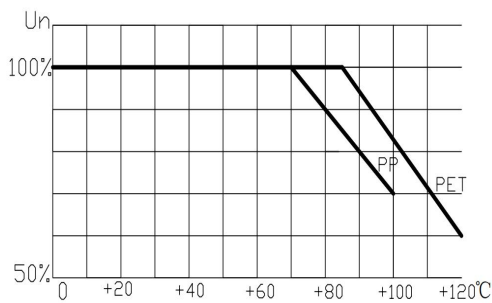
2. Temperature Characteristics



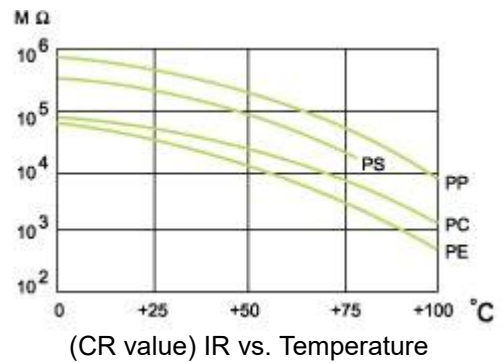
Capacitance change rate vs. Temperature



Operating current vs. Temperature

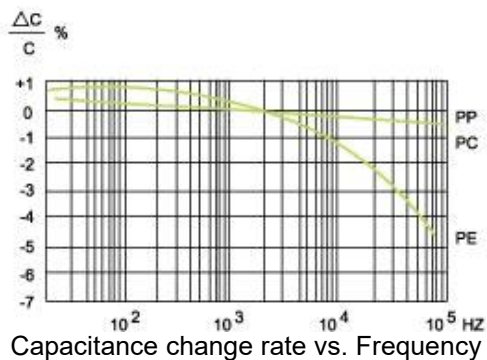


Operating voltage vs. Temperature

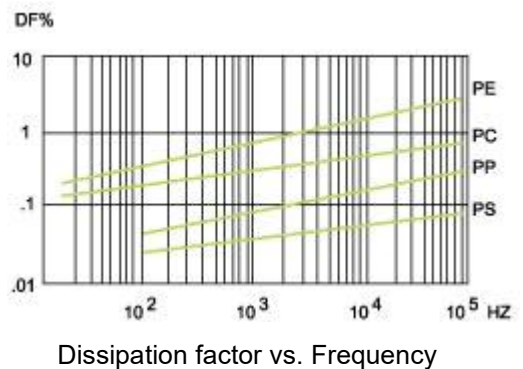


(CR value) IR vs. Temperature

3. Frequency Characteristics



Capacitance change rate vs. Frequency



Dissipation factor vs. Frequency