



CRC NEW ENERGY

APPROVAL SHEET

TO: 交流滤波薄膜电容 20 μ F \pm 10% 350VAC

Main Materials		MARKING & OUTLINE DRAWING	
Construction	Materials		
Dielectric	Metallized Polypropylene Film		
Terminal	Tinned copper wire		
Filling	Flame-retardant epoxy resin, white		
Case	Flame-retardant plastic case, grey		

Part No.	TYPE	Dimensions (mm)							NOTE
		W	H	T	P	P1	ΦD	L	
AC6047	MKP-AC 20 μ F K 350V.AC	57.5	45	30	52.5	20.3	1.2	6	

CUSTOMER CONFIRMATION			CRC OFFER		
STAMP	APPROVED BY	CHECKED BY	STAMP	APPROVED BY	PREPARED BY
				袁朝晖	李爱
DATE			DATE	2020-10-30	

SHENZHEN CRC NEW ENERGY CO., LTD

6th and 7th Floor R&D Building, Yanchuan North Industrial Park,

Songgang Town, Baoan District, Shenzhen, China

TEL: +86 - 0755 - 29948883 / 29948998 FAX: +86 - 0755 - 29948906 <http://www.csdcap.com>

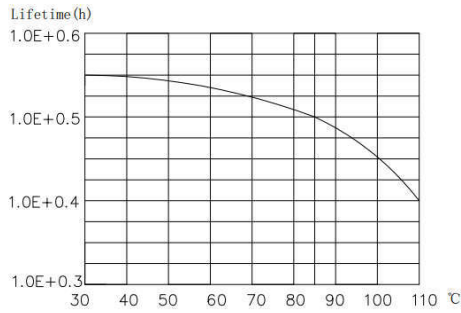
CRC-BDE-08

Technical Data

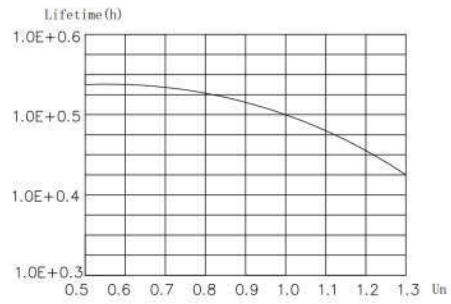
Items	Symbols	Values
Rated capacitance	C_N	$20\mu\text{F} \pm 10\%$
Rated voltage	U_N	350V.AC
Non-recurrent surge voltage	U_s	750V.AC
Maximum current	I_{rms}	18A
Maximum peak current	\hat{I}	200A
Maximum surge current	I_S	600A
Series resistance	R_S	$\leq 5.4\text{m}\Omega$
Tangent of the loss	$\tan \delta$	≤ 0.0015 100Hz/25°C
Insulation Resistance	$C \times R_{is}$	$\geq 5000\text{s}$ 100V.DC/60s/25°C
Self inductance	L_e	$\leq 40\text{nH}$
Lowest operating temperature	Θ_{min}	-40°C
Maximum operating temperature	Θ_{max}	105°C
Operating humidity	RH	0~95%
Storage temperature range	$\Theta_{storage}$	-40°C~105°C
Service life		100000h
Failure quota		<100Fit
Test data		
Voltage test between terminals	V_{tt}	1000V.DC/10s
过电压		1.1 U_N (30% of on-load-dur.)
		1.15 U_N (30min/day)
		1.2 U_N (5min/day)
		1.3 U_N (1min/day)
		1.5 U_N (30ms every time, 1 000times during the life of the capacitor)
Operating altitude		2000m (max) 3000m:0.85 U_N
Terminal tightening torque		—
Bottom tightening torque		—
Weight		—

Electrical Characteristics of Film Capacitor

1. Lifetime Expectancy

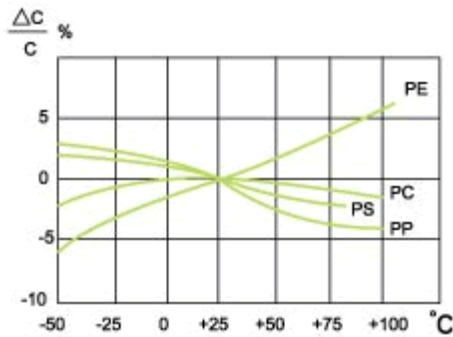


Lifetime expectancy vs. Charging temperature

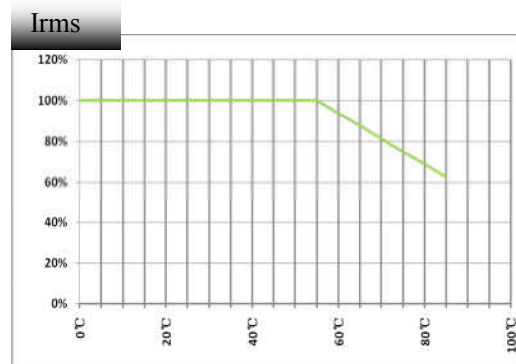


Lifetime expectancy vs. Charging voltage

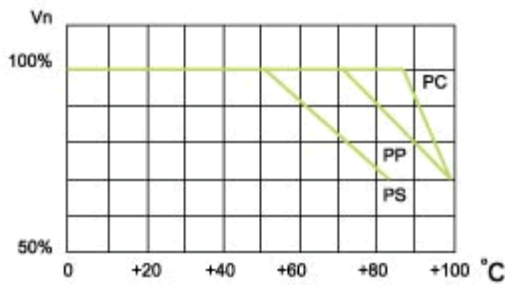
2. Temperature Characteristics



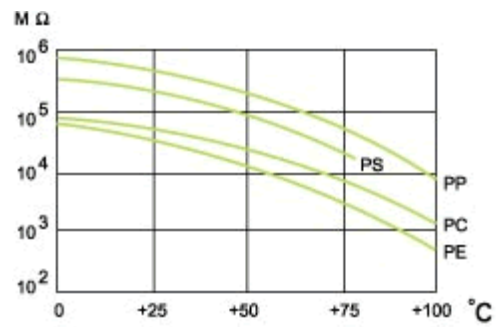
Capacitance change rate vs. Temperature



Operating current vs. Temperature

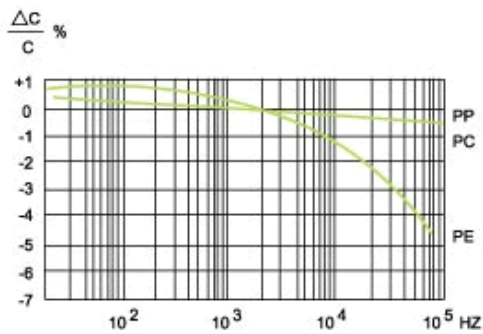


Operating voltage vs. Temperature

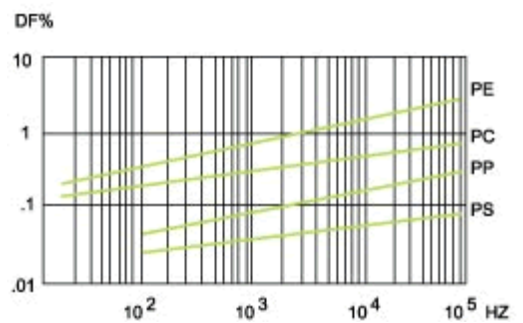


(CR value) IR vs. Temperature

3. Frequency Characteristics



Capacitance change rate vs. Frequency



Dissipation factor vs. Frequency