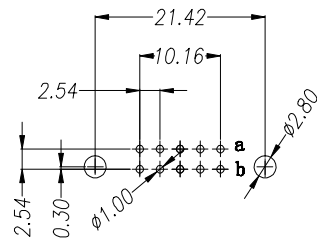
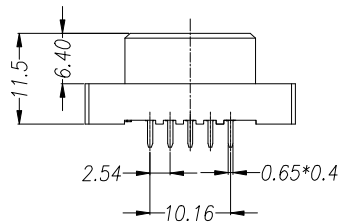
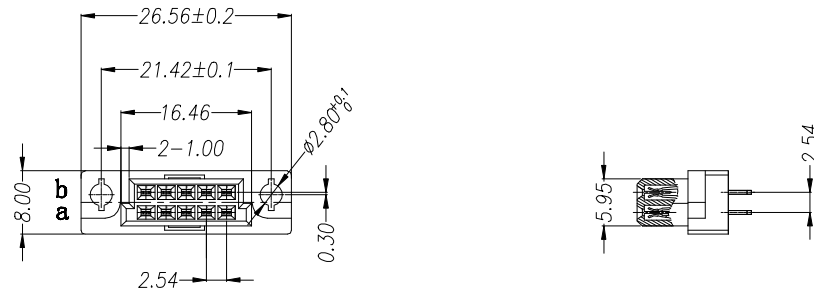


RoHS Compliant Customer Drawing

REV.	ECN NO.	DESCRIPTION	DATE	DESIGN



PCB LAYOUT(RECOMMENDED)
(TOP VIEW TOL. :±0.05)

SPECIFICATION

MATERIAL

Housing:PBT+30%G.F UL94V-0

Contacts:PhosPhor Bronze

CONTACT PLATING

G=GOLD FLASH PLATED ALL OVER,Ni UNDER PLATED ALL OVER.

T=TIN PLATED ALL OVER,Ni UNDER PLATED ALL OVER.

S=GOLD FLASH PLATED ON CONTACT AREA, TIN PLATED ON SOLDER TAIL,Ni UNDER PLATED ALL OVER.

ELECTRICAL

Current rating: 2 Amps .

Contact resistance: 20 mΩ initial

Insulation resistance: 1000 MΩ min @ 500 VDC

Dielectric withstanding voltage: 1000 VAC / minute

Operating temperature: -55° C TO +125° C

Part no. A07 A - 010 F X S F A X X
1 2 3 4 5 6 7 8 9 10

1. SERIES NO.

2. TYPE:

A=Standard

3. CONTACT NUMBER

4. CONTACT TYPE:

F=Female

5. CONTACT AREA PLATING:

SEE SPECIFICATION

6. FUNCTION OPTION:

S-STRAIGHT

7. PROCESS OPTION:

F=2*5 Housing (Male=90°
Female=180°)

8. ROW SPACING:

A=2.54mm(a+b)

9. CONTACT LENGTH:

A=3.0mm

B=4.0mm

F=3.5mm

10. INSULATOR COLOR:

5=Beige

A=Champagne

3=Black

公差一览表 TOLERANCE UNLESS OTHERWISE				nextun® CONNECTOR		诺凌电子有限公司 NOXTLON ELECTRONIC CO.,LTD			
X.	±0.35	X°.	±5°	单位 UNITS	mm	制图 DRAWING	蒋伟	产品名称 TITLE	欧式插座 210 U型 直母
.X	±0.30	.X°.	±2°	角法 VIEW		设计 DESIGN	蒋伟	图号 DRAW NO.	
.XX	±0.25	.XX°.	±1°	比例 SCALE	1:1	审核 CHKD		产品料号 PART NO.	A07A-010FXSFAXX
.XXX	±0.02	.XXX°.	±0.5°	日期 DATE	2018.08.21	版本 VER	核准 APPD	图号 DRAW NO.	A07A-010FXSFAXX-A0