


STKC 系列

超小型汽车继电器

AUTOMOTIVE RELAY

- 超小型汽车继电器 Subminiature automotive relay
- 重量仅4克 The weight is only 4g for single relay
- 环境温度可达125°C Extended temp. range up to 125°C
- 塑封型和防焊剂型可供选择 Flux proof or sealed type available
- 外形尺寸 Outline dimensions: (12.9 x 12 x 9.9) mm



用途举例 Application Examples

RoHS

- 中央门锁、雨刮器控制、仪表控制、自动门窗、防盗系统、座椅加热控制、照明/闪光灯/指示灯控制
- Central door lock Anti-theft Lock、Power doors & windows Lighting、flashlight& indicator lamp control、Wiper control instrument control、Rear window and seat heating control

型号命名标准 Product Code Structure

	STKC	-12	M	S	E	-(XXX)
本型号 Type	STKC					
线圈额定电压 Coil voltage		06, 10, 12				
触点结构 Contact form			Blank-- FORM 1C, M – FORM 1A,			
封装形式 Category of protection				V – 非密封型 Flux proof, S – 密封型 Wash tight		
触点负载 Contact rating					E–高负载型 For high endurance (1A only), Blank– 标准型 Standard	
特殊标记 Suffix						Blank– 标准型 Standard, (XXX) – 客户特殊需求 For customer special requirement,

性能参数 Characteristics

触点形式 Contact arrangement	1C	1A
接触电阻 Contact resistance	100mΩ max (1A/6VDC)	
触点材料 Contact material	银合金 Ag Alloy	
最大连续电流 Max. continuous current	NO:30A (23°C , 1h) NC:25A (23°C , 1h)	
最大切换电压 Max. switching voltage	16VDC	
最大切换电流 Max. switching current	30A	
机械寿命 Mechanical endurance,	1x10 ⁷ ops (at 18,000 ops /h)	
电气寿命 Electrical endurance	详见触点参数 See contact data	
吸合时间 Operate time	≤10ms;	
释放时间 Release time	≤10ms	
绝缘电阻 Insulation resistance	1000MΩ以上 (500VDC)	
介质耐压 Initial dielectric strength	500VAC	
振动 Vibration resistance	10Hz~500 Hz 58.8m/ S ²	
冲击 Shock resistance	294m/S ²	
温度范围 Ambient operating temperature	-40°C~+125 °C ;	
湿度范围 Ambient operating humidity	5-85%RH	
引出端形式 Termination	印制板式	
重量 Weight	Approx..4g	

触点参数 Contact Data

触点负载电压 Load voltage	负载类型 Load type		触点负载电A Load current A		通断比 ON/OFF ratio		电耐久性 Electrical endurance (ops)	触点材料 Contact material	触点接线图load wiring diagram			
			1c		接通ON S	断开OFF S						
			常开	常闭								
13.5VDC	阻性 Resistive	接通 ON	20	—	1	5	3×10 ⁵	AgSnO ₂	见图1			
		断开 OFF	20	—								
	雨刷 电机 wiper L=1.0mH	接通 ON	25(1)	—	0.2	2						
		断开 OFF	5	—						1.8		
	电机锁定 motor locked L=0.77mH	接通 ON	20	—	0.2	2				1×10 ⁵	AgSnO ₂	见图3
		断开OFF	20	—								

触点负载电压 Load voltage	负载类型 Load type		触点负载电A Load current A	通断比 ON/OFF ratio		电耐久性 Electrical endurance (ops)	触点材料 Contact material	触点接线图load wiring diagram			
			1A	断开OFF S	断开 OFF S						
13.5VDC	阻性 Resistive	接通 ON	20	1	5	3×10 ⁵	AgSnO ₂	见图3			
		断开 OFF	20								
	灯闪光 ⁽³⁾ flasher	接通 ON	3 x 21W	0.356	0.356						
		断开 OFF									
	灯lamp	接通 ON	40 ⁽²⁾	2	2				1×10 ⁵	AgSnO ₂	见图6
		断开OFF	10								

备注:

- (1)电机初始峰值冲击电流;
 - (2)初始冷态灯丝第一次尖峰冲击电流;
 - (3)当用于闪光灯负载时,须按下图极性要求接线,并须采用特殊AgSnO₂触点
 - (4)触点接线图如下所示
- 1)Corresponds to the peak inrush current on initial actuation (motor)
 2)Corresponds to the peak inrush current on initial actuation (cold filament)
 3)When it is utilized in flasher, a special Ag no contact material should be used and the customer special code should be (170)as a suffix. Please connect by the polarity according to the diagrams below.
 4)The load wiring diagrams are listed below.



图1

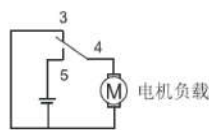


图2

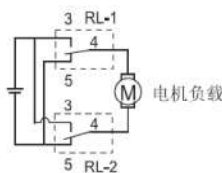


图3



图4

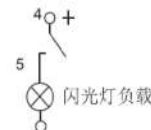


图5



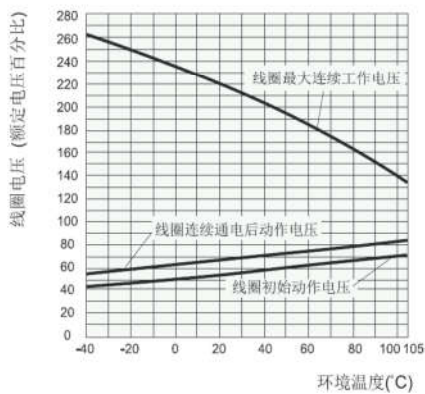
图6

线圈参数 Coil Data(DC)

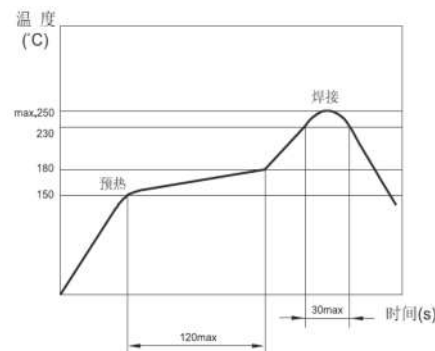
额定电压 Rated voltage (V)	吸合电压 Operate voltage			释放电压 Release voltage			线圈电阻 Coil resistance (Ω)	额定功耗 Rated coil power (W)
	23°C	85°C	125°C	23°C	85°C	125°C	23°C	23°C
6	≤3.5	≤4.4	≤5.0	≤0.8	≤1.0	≤1.1	63	0.55
10	≤5.7	≤7.1	≤8.1	≤1.5	≤1.5	≤1.7	181	0.55
12	≤6.9	≤8.6	≤9.9	≤1.5	≤1.8	≤2.1	254	0.55
12	≤6.9	≤8.6	≤9.9	≤1.5	≤1.8	≤2.1	181	0.8

性能曲线 Engineering Data

线圈连续通电电压范围
Coil operating voltage range



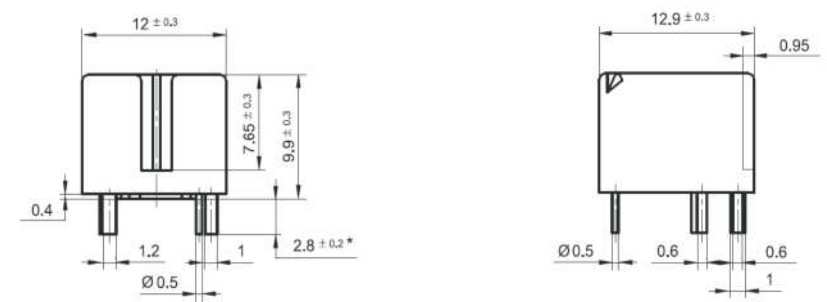
回流型焊产品, 推荐焊接温度
Reflow soldering temperature on PCB board



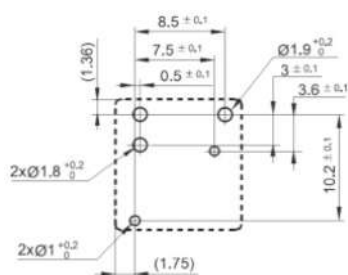
外形图、接线图、安装孔尺寸 Outline dimensions、PCB Layout、Wiring Diagram

(mm)

外形图 Outline dimensions



安装孔 (底部视图) PCB Layout (Bottom View)



接线图 Wiring Diagram

