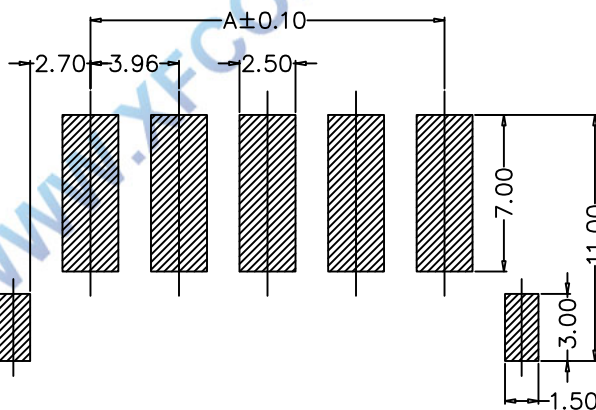
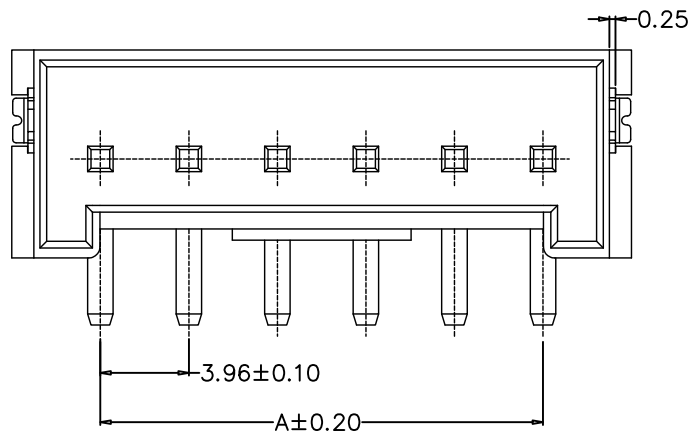
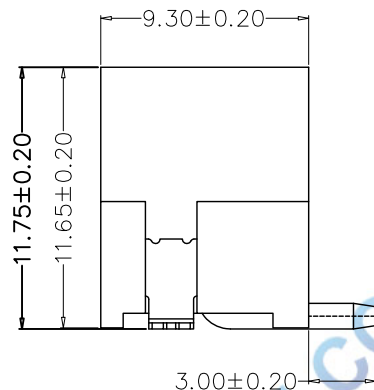
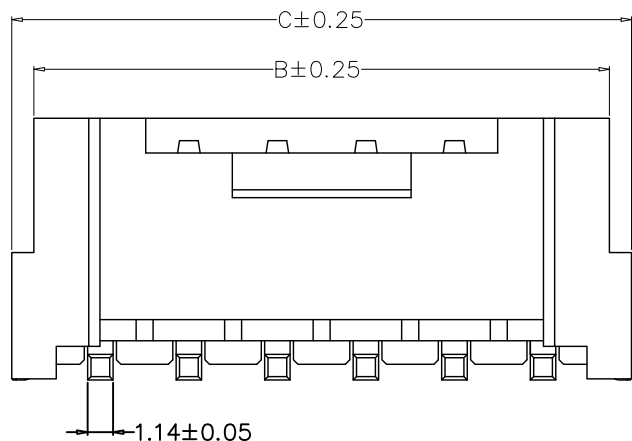


环保物料

TEL: 0769-82001899



PCB LAYOUT

SPECIFICATIONS

- 1.Voltage rating: 250V AC, DC
  - 2.Current rating: 7A, AC, DC
  - 3.Withstanding Voltage: 1500V AC/minute
  - 4.Insulation resistance:1000M min
  - 5.Temperature range: -25 ° C-+85 ° C
  - 6.Contact resistance: 10m max
- WAFER  
Housing Material: LCP UL 94V0  
Pin Material: Phosphor Bronze or Brass  
Contact Area Plating: Plated Tin or Plated Gold  
Mates with :P3960 series Housing  
Poles:02-12P  
Part No.: M3960VS-xx-LP-R

R=卷装 无=管装

Pin位数

编 号	尺寸 (mm)		
	A	B	C
02	3.96	9.90	11.88
03	7.92	13.86	15.84
04	11.88	17.82	19.80
05	15.84	21.78	23.76
06	19.80	25.74	27.72
07	23.76	29.70	31.68
08	27.72	33.66	35.64
09	31.68	37.62	39.60
10	35.64	41.58	43.56
11	39.60	45.54	47.52
12	43.56	49.50	51.48

				TOLERANCE UNLESS OTHERWISE		DRAWN	CK tan	XFCN兴飞连接器有限公司 CONNECTORS XFCN CONNECTORS CO., LTD.		SHEET	1/1
				X.	±0.30	X°	±5°			CHKD	DATE
				.X	±0.20	.X°	±2°	APPD	PRODUCT NAME	3.96mm Crimp Style Connectors	
				.XX	±0.08	.XX°	±1°	VIEW	PART. NO.	M3960VS-xx-LP	
				.XXX	±0.03	.XXX°	±0.5°			UNITS	mm
				MODIFICATION		DRAW				SCALE	1:1
				DATE						DWG NO.	009