

NRSE Series
SMD Shielded Tiny Power Inductor
Size 3015



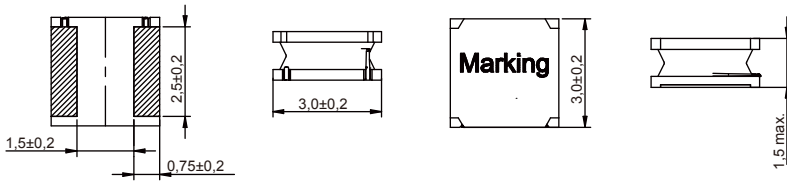
CHARACTERISTICS

- Magnetic resin for higher current and semi-magnetically shielded
- Different sizes from 2mm to 8mm in square shape
- Quantity: 2000pcs

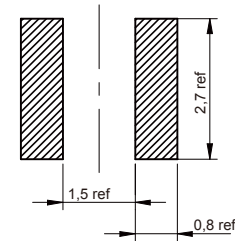
APPLICATION

- DC/DC converter
- LC filter

Dimensions: [mm]



Land Pattern: [mm]



Electrical Properties:

Part No	Inductance (μH)	Tolerance	Saturation current (A)	Temperature Rise Current (A)	DCR ±30% (mΩ)
NRSE3015-R24N	0.24	±30%	4.80	3.50	14
NRSE3015-R30N	0.30	±30%	4.60	3.50	15
NRSE3015-R47N	0.47	±30%	4.00	3.50	20
NRSE3015-R56N	0.56	±30%	3.30	2.80	20
NRSE3015-1R0N	1.0	±30%	2.32	2.10	30
NRSE3015-1R5N	1.5	±30%	2.00	1.70	50
NRSE3015-1R8N	1.8	±30%	1.75	1.65	55
NRSE3015-2R2N	2.2	±30%	1.60	1.60	60
NRSE3015-2R7N	2.7	±30%	1.52	1.50	70
NRSE3015-3R3M	3.3	±20%	1.32	1.36	80
NRSE3015-3R9M	3.9	±20%	1.20	1.10	108
NRSE3015-4R7M	4.7	±20%	1.10	1.09	125
NRSE3015-5R6M	5.6	±20%	1.05	1.00	170
NRSE3015-6R8M	6.8	±20%	0.85	0.85	200
NRSE3015-8R2M	8.2	±20%	0.80	0.75	230
NRSE3015-100M	10	±20%	0.72	0.77	250

Part No	Inductance (μH)	Tolerance	Saturation current (A)	Temperature Rise Current (A)	DCR ±30% (mΩ)
NRSE3015-120M	12	±20%	0.70	0.68	288
NRSE3015-150M	15	±20%	0.66	0.65	350
NRSE3015-180M	18	±20%	0.56	0.59	430
NRSE3015-220M	22	±20%	0.52	0.57	460
NRSE3015-270M	27	±20%	0.48	0.46	630
NRSE3015-330M	33	±20%	0.44	0.42	780
NRSE3015-470M	47	±20%	0.35	0.32	1200

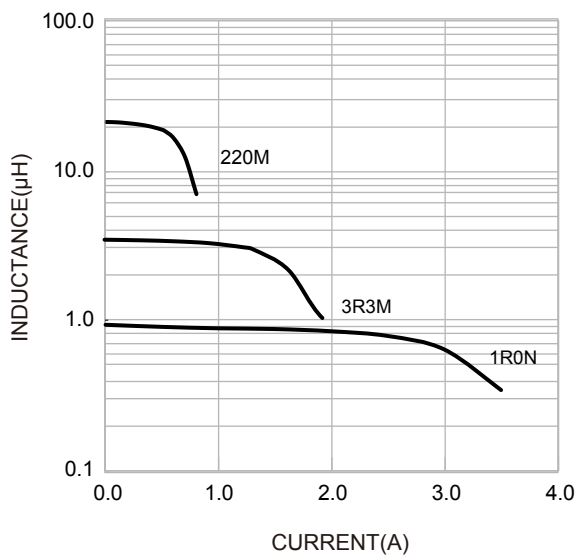
Operating temperature : -40 °C ~ +125 °C

Temperature rise current: the actual value of DC current when the temperature rise is ΔT40 °C

Saturation Current that will cause initial inductance to drop approximately 30%

Typical Electrical Characteristics:

Inductance VS. Current Characteristics:



Temperature Rise VS. Current Characteristics:

