

Common mode Noise Filters



◆ Features

- 1、 Small and thin (L 2.0 mm×W 1.25 mm×H 0.50 mm)
- 2、 Reduce the common mode noise and reform the signal wave by high-coupled inductors
- 3、 The strong multi-layer structure provides high resistance to reflow soldering heat and a high mounting reliability
- 4、 Magnetic shield type
- 5、 RoHS compliant



◆ Application

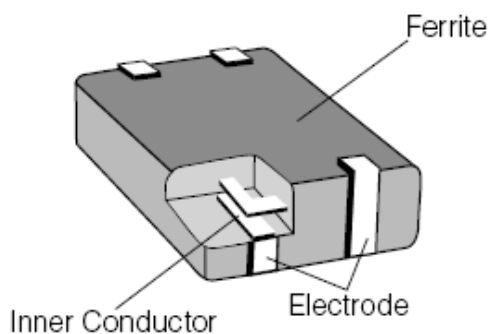
- 1、 USB data lines such as PCs, DSC, Mobile phone.
- 2、 LVDS data lines such as PCs, TV.
- 3、 IEEE1394 data lines such as PCs, TV.

◆ PRODUCT IDENTIFICATION

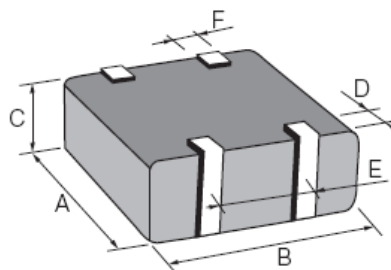
SMM 2012 E 900 N S T
(1) (2) (3) (4) (5) (6) (7)

- (1) Series Type
- (2) Chip Size (mm) :Length X Width
- (3) Material type : With magnetic shield(B/D/H)
- (4) Nominal Impedance:120=12Ω;
900=90Ω
- (5) Inductance Tolerance: M=±20%, N=±25%
Y=±30%
- (6) Company Code
- (7) Packaging: P – Embossed paper tape, 7" reel
E – Embossed plastic tape, 7" reel
T – Tape & reel

◆ Construction

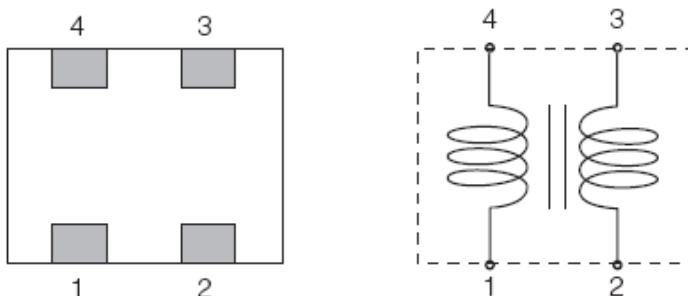


◆ Dimensions in mm



Part No. (inch size)	Dimensions(mm)						Mass (Weight:mg/pc.)
	A	B	C	D	E	F	
SMM2012E	2.0±0.15	1.25±0.15	0.50±0.10	0.30±0.15	0.8±0.10	0.30±0.10	5.0

◆ Circuit Configuration(No Polarity)



The pin numbers shown here are for reference purposes only. Confirm the actual pin number arrangement with the exchanged specification documents.

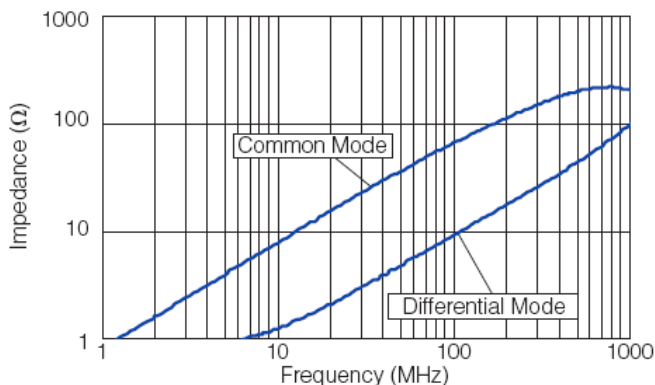
◆ Specifications

Part Number	Impedance (Ω) at 100 MHz		Rated Voltage (V DC)	Rated Current (mA DC)	DC Resistance (Ω)max.
	Common Mode	Differential Mode			
SMM2012E670NST	67 Ω ±25%	20 Ω max.	5	250	0.8
SMM2012E900NST	90 Ω ±25%	15 Ω max.	5	250	0.8
SMM2012E121NST	120 Ω ±25%	18 Ω max.	.5	200	1.0
SMM2012E201MST	200 Ω ±20%	20 Ω max.	.5	200	1.0

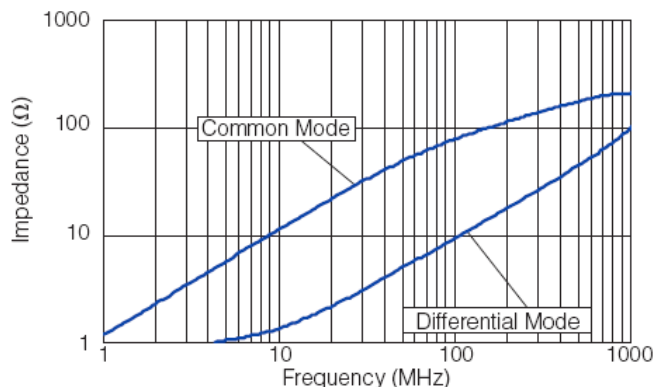
Category Temperature Range -40 °C to +85 °C

◆ Impedance Characteristics (Typical)

SMM2012E670NST

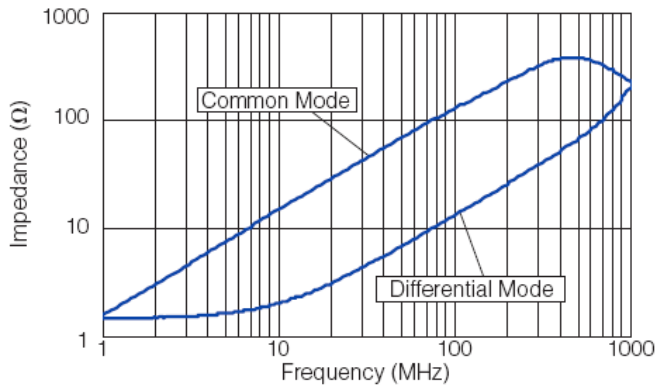


SMM2012E900NST



◆ Impedance Characteristics (Typical)

SMM2012E121NST



SMM2012E201NST

