

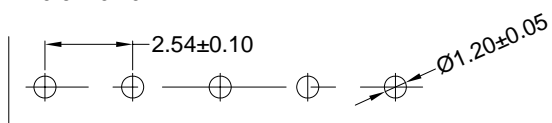
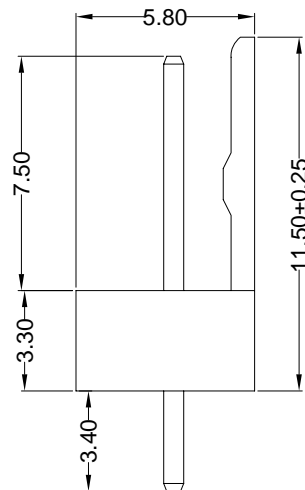
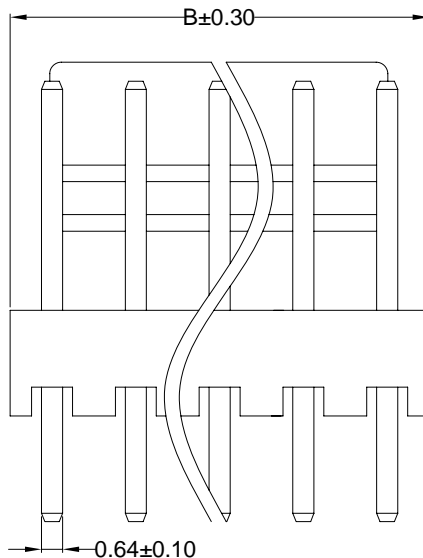
■ Specifications :

- Voltage rating: 250V AC / DC
- Current rating: 3A AC / DC
- Withstanding voltage: 800V AC/minute
- Temperature range: -25°C~+85°C
- Insulation resistance: ≥1000MΩ
- Contact resistance: ≤10mΩ
- After environmental testing: ≤20mΩ

X2510WV-XX-N0SN

① ② ③ ④ ⑤ ⑥

- ① Series No.
- ② Category: W-WAFER
- ③ Welding Board Angle: V-180°
- ④ Row No.-Pin No.: XX-Single Row
- ⑤ Material: N0 -PA66 94V-0
- ⑥ Plating Category: SN-Bright Tin Plating



Recommand PCB Layout

For and on behalf of
XKB INDUSTRIAL PRECISION CO., LIMITED
香港星坤工業精密有限公司

Poles	Dimensions(mm)		Poles	Dimensions(mm)	
	A	B		A	B
02	2.54	5.08	10	22.86	25.4
03	5.08	7.62	11	25.4	27.94
04	7.62	10.16	12	27.94	30.48
05	10.16	12.7	13	30.48	33.02
06	12.7	15.24	14	33.02	35.56
07	15.24	17.78	15	35.56	38.1
08	17.78	20.32			
09	20.32	22.86			

X2510WV-XX-N0SN	Nylon 66 UL 94V-0	Brass	Tin-Plated	X2510H
PART NO	Material	Material(Pin)	Finish(Pin)	Mates With XKB Housing

DSND	DATE	SCALE: N/A	MODEL TYPE: X2510WV-XX-N0SN
DWN	DATE	VIEW:	PART NO.:
CHKD	DATE	UNIT: mm	2.54 mm Crimp Style Connectors
APPD	DATE	SIZE: A4	DWG NO.:
XKB INDUSTRIAL PRECISION CO., LIMITED			WEIGHT 1.0g
			SHEET 1/1
			REVISION A0

MARK	DESCRIPTION	DATE	REVISED	APPROVED	UNSPECIFIED TOLERANCES
△ X					ANGULAR ±5°
△ X					L ≤ 4 ±0.2
△ X					4 < L ≤ 16 ±0.3
△ X					16 < L ≤ 63 ±0.4
MARK					L > 63 ±0.5

Authorized Signature(s)