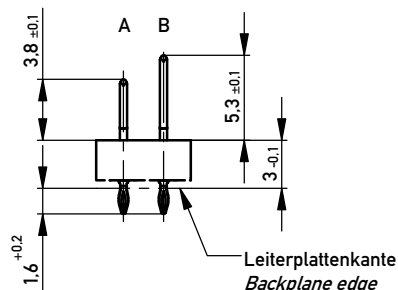
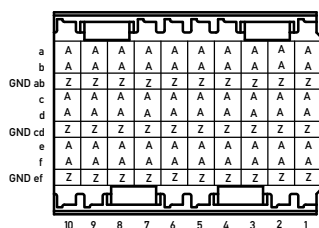


Messerkontakte sind im Paar symmetrisch angeordnet
Male contacts within pairs are arranged symmetrically

Kontaktversionen, Messerkontakte
Contact Selection Options, Male Contacts

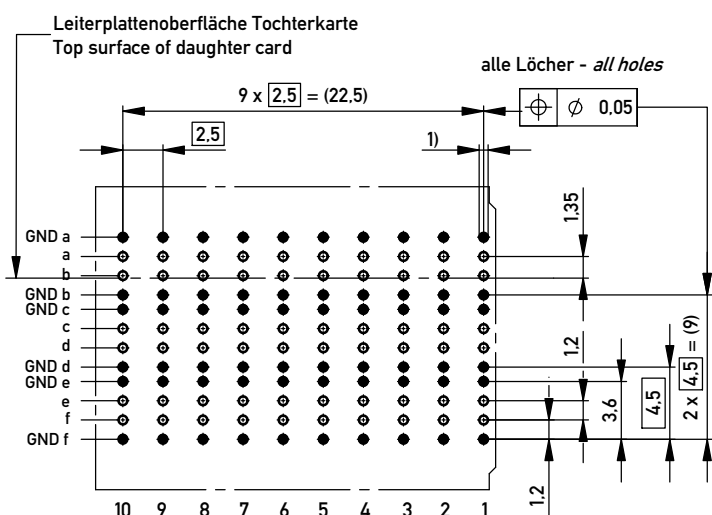


Bestückungsplan - contact layout



Lochbild für Leiterplatte
(Sicht auf Bestückungsseite) PCB drill hole pattern
(Component mounting side)

MABSTAB 3 : 1



1) $\phi 0.46 \pm 0.05$ Durchmesser des metallisierten Loches
 $\phi 0.46 \pm 0.05$ Diameter of finished plated-through hole

$\phi 0.55 \pm 0.02$ Bohrdurchmesser des Loches
 $\phi 0.55 \pm 0.02$ Diameter of drilled hole

Schichtaufbau im metallisierten Loch
siehe Zeichnung 384191

Metal plating of plated-through hole
see drawing 384191

Information: A+Z siehe Bestückungsplan see contact layout	Tolerances	All Dimensions in mm	Scale 2:1
	All rights reserved. Only for Information. To ensure that this is the latest version of this drawing, please contact one of the ERNI companies before using.	Subject to modification without prior notice. Drawing will not be updated.	Designation ERmet ZDplus Messerleiste 3-10 <i>ERmet ZDplus Male Con. 3-10</i>
Index	04.10.2012 Date	www.ERNI.com	464514 1 A3
		Class	ERMZD+

Copyright by ERNI GmbH
Proprietary notice pursuant to ISO 16016 to be observed.