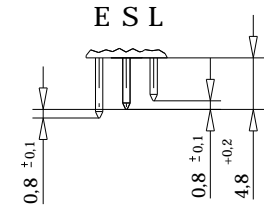
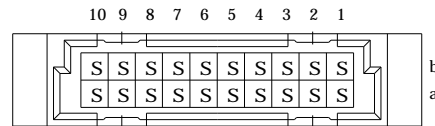


Stecklänge / mating length



E = early mate, late break / voreilend
 S = standard
 L = late mate, early break / nacheilend

Bestückungsplan / contact layout



Lötanschluß 0,6 x 0,6 mm / solder terminal 0,6 x 0,6 mm

Isolierwerkstoff / housing material : PBT GF30

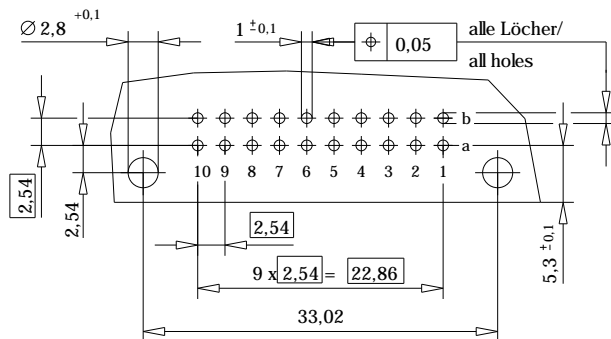
Bauart 3 / type 3

Anforderungsstufe 2 = 400 Steckzyklen / performance class 2 = 400 mating cycles

Fehlende Maße und Angaben gemäß IEC 60 603-2 / DIN EN 60 603-2

Missing information and dimensions according to IEC 60 603-2

Leiterplatten-Lochbild / PCB drillhole pattern



Information:		Tolerances	Scale 2:1
All rights reserved. Only for information. To insure that this is the latest version of this drawing, please contact one of the ERNI companies before using.		Subject to modification without prior notice. Drawing will not be updated.	Designation Messerleiste B/3, 20 Löt Male Connector B/3, 20 Solder
	www.ERNI.com	424207	1
a	20.12.2005		
Index	Date	H:00054937.SZA	STVB/3

Consider protection memo from DIN 94