



GBU15005 THRU GBU1510

Reverse Voltage - 50 to 1000 Volts Forward Current - 15.0 Amperes

GLASS PASSIVATED BRIDGE RECTIFIERS

Features

- ◆ Surge overload rating -240 amperes peak
- ◆ Ideal for printed circuit board
- ◆ Reliable low cost construction utilizing molded plastic technique
- ◆ Plastic material has U/L flammability classification 94V-0

Mechanical Data

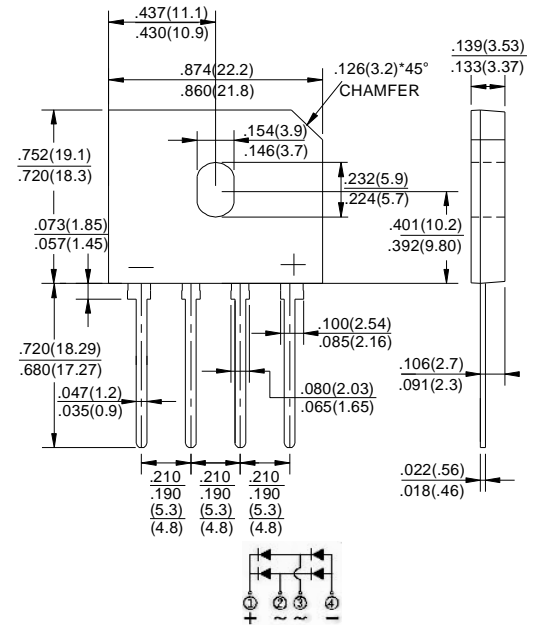
Case : JEDEC GBU Molded plastic body

Terminals : Solder plated, solderable per MIL-STD-750, Method 2026

Polarity : Polarity symbol marking on body

Mounting Position : Any

GBU **ROHS**
COMPLIANT



Dimensions in inches and (millimeters)

Maximum Ratings And Electrical Characteristics

Ratings at 25°C ambient temperature unless otherwise specified.

Single phase half-wave 60Hz, resistive or inductive load, for capacitive load current derate by 20%.

Parameter	SYMBOLS	MDD GBU15005	MDD GBU1501	MDD GBU1502	MDD GBU1504	MDD GBU1506	MDD GBU1508	MDD GBU1510	UNITS
Marking Code									
Maximum repetitive peak reverse voltage	V_{RRM}	50	100	200	400	600	800	1000	V
Maximum RMS voltage	V_{RMS}	35	70	140	280	420	560	700	V
Maximum DC blocking voltage	V_{DC}	50	100	200	400	600	800	1000	V
Maximum average forward (with heatsink NOTE 2) Rectified current @ $T_c=100^\circ\text{C}$ (without heatsink)	$I_{(AV)}$	15.0 3.2							A
Peak forward surge current 8.3ms single half sine-wave superimposed on rated load (JEDEC Method)	I_{FSM}	240							A
Rating for Fusing ($t < 8.3\text{ms}$)	I^2t	239							A^2s
Maximum forward voltage at 7.5A DC	V_F	1.0							V
Maximum DC reverse current at rated DC blocking voltage	I_R	10 0.5							μA mA
Typical Junction Capacitance (Note 1)	C_J	70							pF
Typical Thermal Resistance (Note 2)	$R_{\theta JA}$	2.2							$^\circ\text{C/W}$
Operating junction temperature range	T_J	-55 to +150							$^\circ\text{C}$
storage temperature range	T_{STG}	-55 to +150							$^\circ\text{C}$

- NOTES: 1. Measured at 1.0MHz and applied reverse voltage of 4.0V DC.
2. Device mounted on 75mm*75mm*1.6mm cu plate heatsink.
3. The typical data above is for reference only.



GBU15005 THRU GBU1510

Reverse Voltage - 50 to 1000 Volts Forward Current - 15.0 Amperes

Ratings And Characteristic Curves

FIG.1-MAXIMUM FORWARD SURGE CURRENT

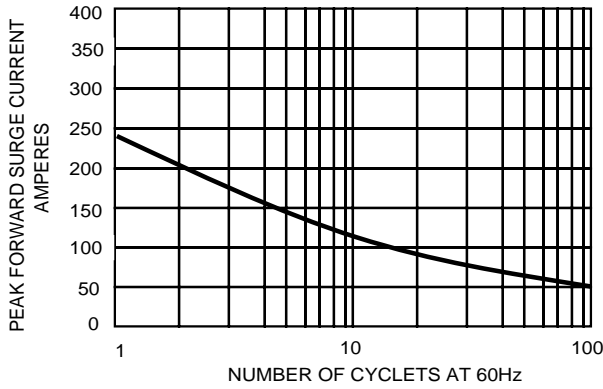


FIG.2- DERATING CURVE
OUTPUT RECTIFIED CURRENT

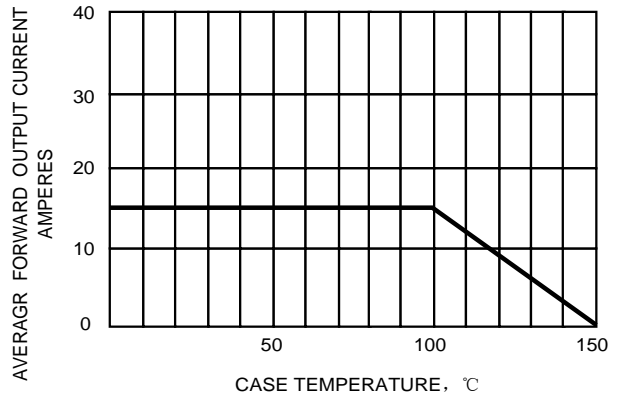


FIG.3-TYPICAL FORWARD CHARACTERISTICS

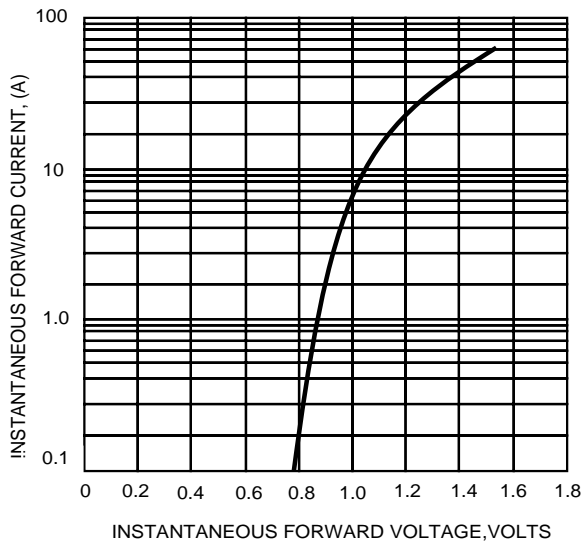
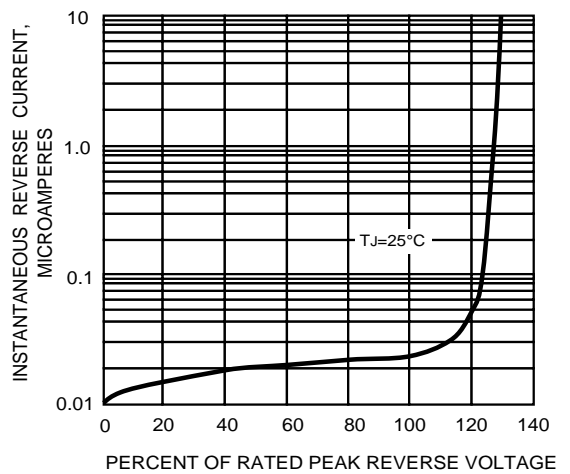


FIG.4-TYPICAL REVERSE CHARACTERISTICS



The curve graph is for reference only