


GN

小型中功率继电器

Miniature PCB Power Relay

- 16A 触点切换能力 16A switching capability
- 低高度，仅为15.7mm Low height: 15.7 mm
- 线圈与触点间介质耐压5KV 5kV dielectric strength (between coil and contacts)
- 外形尺寸 Dimensions :29.0 × 12.7 × 15.7mm

**RoHS**

型号命名标准 Product Code Structure

基本型号 Type	GN	-S	-12VDC	-1A	25	-S	16	(XXX)
端子间距 Terminal spacing	Blank: 5.0mm S: 3.5mm							
线圈额定电压 Coil voltage	5, 6, 9, 12, 24, 48, 60VDC							
触点结构 Contact form	1A: 1 Form A 1B: 1 Form B 1C: 1 Form C 2A: 2 Form A 2B: 2 Form B 2C: 2 Form C							
线圈功耗 Coil Power	Nil: 400mW 25: 250mW							
封装形式 Category of protection	V – 非密封型 Flux proof , S – 密封型 Wash tight							
触点电流 Contact Current	8: 8A (8A only for 2 pole 5mm) 12: 12A (only for 1 pole 3.5mm or 1 pole 5mm, single pinning) 16: 16A (only for 1 pole 5mm, double pinning)							
特殊标记 Suffix	Blank– 标准型 Standard , (XXX) – 客户特殊需求 For customer special requirement,							

线圈参数 Coil Data(DC)

标准型 Standard Type

额定电压 Rated voltage (V)	额定电流 Rated current (mA)	线圈电阻 Coil resistance (Ω)	吸合电压 Operate voltage	释放电压 Release voltage	最大允许电压 Max release voltage	额定功耗 Rated coil power
			额定电压的 % of rated voltage			
5	80.6	62	75% Max	5% Min	130%	Approx. 400mW
6	66.6	90				
9	44.5	202				
12	33.3	360				
18	22.2	810				
24	16.6	1440				
48	8.3	5760				
60	6.6	9000				

高灵敏型 High Sensitive Type

额定电压 Rated voltage (V)	额定电流 Rated current (mA)	线圈电阻 Coil resistance (Ω)	吸合电压 Operate voltage	释放电压 Release voltage	最大允许电压 Max release voltage	额定功耗 Rated coil power
			额定电压的 % of rated voltage			
5	50	100	75% Max	5% Min	130%	Approx. 250mW
6	41.7	144				
9	27.8	324				
12	20.8	576				
18	13.9	1296				
24	10.4	2304				
48	5.2	9216				
60	4.7	12857				

注：额定电流和线圈电阻是在线圈温度23℃，公差为±10%
Note. The rated current and coil resistance are measured at a coil temperature of 23° C with a tolerance of ± 10%

■ 触点参数 Contact Data

额定电压 Rated voltage (V)	额定电流 Rated current (mA)	线圈电阻 Coil resistance (Ω)	吸合电压 Operate voltage	释放电压 Release voltage	最大允许电压 Max release voltage	额定功耗 Rated coil power
			额定电压的 % of rated voltage			
5	50	100	75% Max	5% Min	130%	Approx. 250mW
6	41.7	144				
9	27.8	324				
12	20.8	576				
18	13.9	1296				
24	10.4	2304				
48	5.2	9216				
60	4.7	12857				

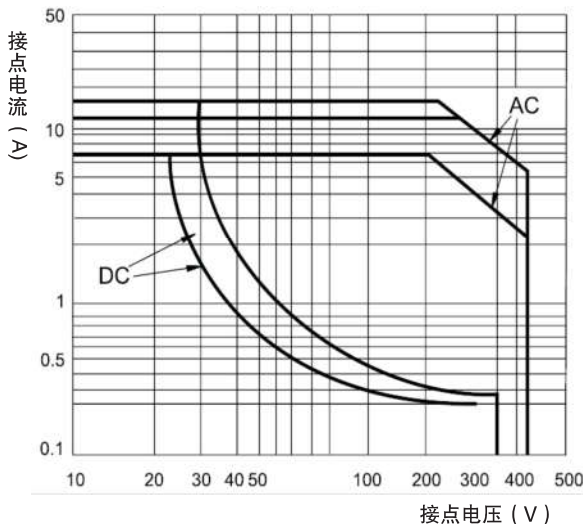
■ 性能参数 Characteristics

吸合时间 operate time	≤15ms;	
释放时间 release time	≤8ms	
绝缘电阻 insulation resistance	1000MΩ以上 (500VDC)	
介质耐压 Dielectric strength	线圈触点间 Between coil and contacts	AC5,000V 50/60Hz 1min
	开路触点间 Between open contacts	AC1,000V 50/60Hz 1min
振动 vibration resistance	稳定性 Functional	10~55~10Hz (双振幅 1.5mm)
冲击 shock resistance	稳定性 Functional	100m/S ² (10G)
	强度 Destructive	1000m/S ² (100G)
温度范围 Ambient operating temperature		-20°C~+60 °C ;
湿度范围 Ambient operating humidity		20-85%RH
重量		Approx. 13.5g

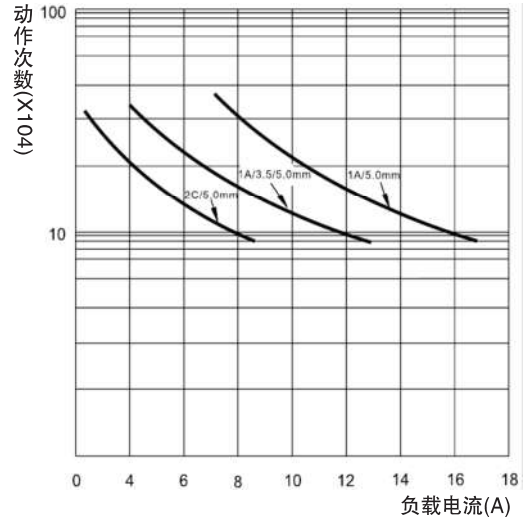
注：上述值均为初始值

■ 性能曲线 Engineering Data

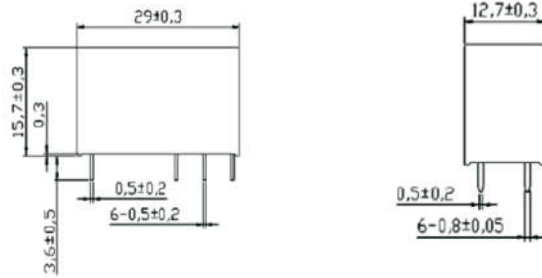
开关容量最大值



寿命曲线

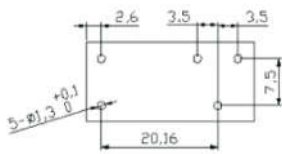


外形图 Outline dimensions

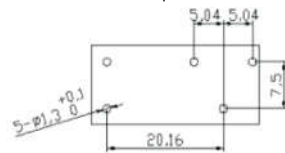


安装孔尺寸PCB LAYOUT (底视Bottom)

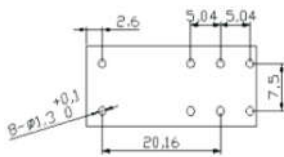
GNS 3.5mm 1pole 12A



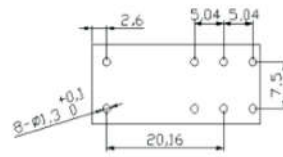
GN 5mm 1pole 12A



GN 5mm 1pole 16A

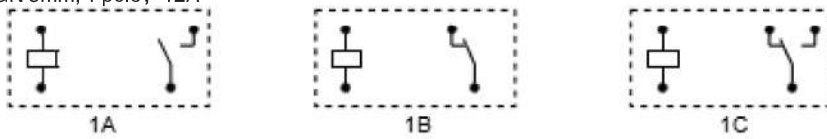


GN 5mm 2pole 8A

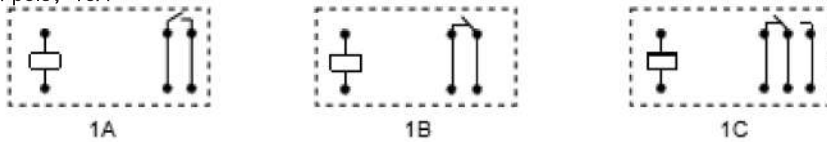


接线图 (底视Bottom View)

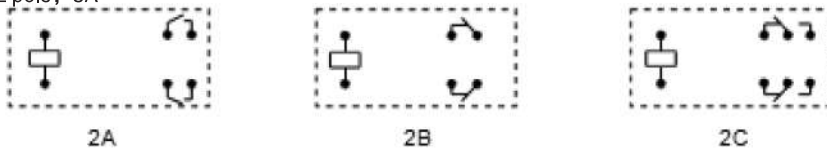
GNS 3.5/ GN 5mm, 1 pole, 12A



GN 5mm, 1 pole, 16A



GN 5mm, 2 pole, 8A



使用注意事项 Precautions

- 一般的注意事项请参考“印刷基板用继电器共通注意事项”。
- Please refer to “PCB Relays Common Precautions” for correct use.