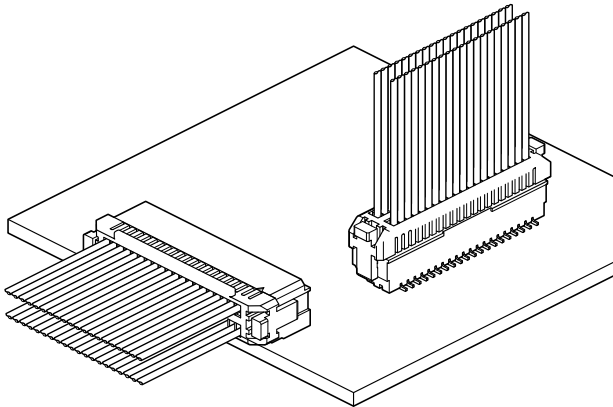


SHLD CONNECTOR

1.0 mm pitch/Disconnectable Crimp style connectors



Developed for PDP, LCD or small electronics equipment.

This is a dual-row small crimp type connector with a secure locking system or without-designed for different applications. The PC board layout is compatible with that of existing SHD connector, which allows for replacement of the above existing connector.

- Secure housing lock structure (for locking type)
- Prevent deformation of contacts
- A contact lock structure
- Strong structure against external force

Specifications

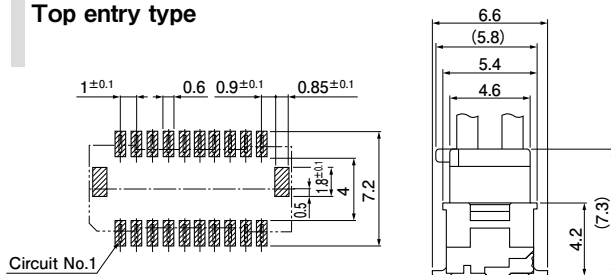
- Current rating: 1.0 A AC/DC (AWG #28)
 - Voltage rating: 50 V AC/DC
 - Temperature range: -25°C to +85°C
(including temperature rise in applying electrical current)
 - Contact resistance: Initial value/ 30 mΩ max.
After environmental tests/ 40 mΩ max.
 - Insulation resistance: 100 MΩ min.
 - Withstanding voltage: 500 VAC/minute
- * In using the products, refer to "Handling Precautions for Terminals and Connectors" described on our website (Technical documents of Product information page).
- * RoHS2 compliance
- * Dimensional unit: mm
- * Contact JST for details.

Standards

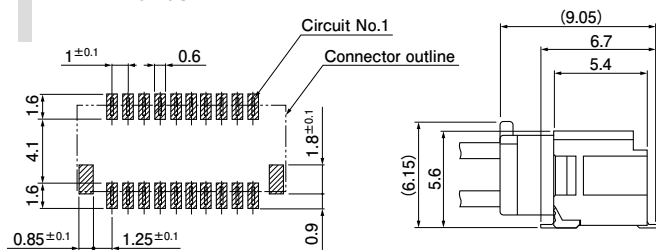
Recognized E60389

PC board layout and Assembly layout

Top entry type

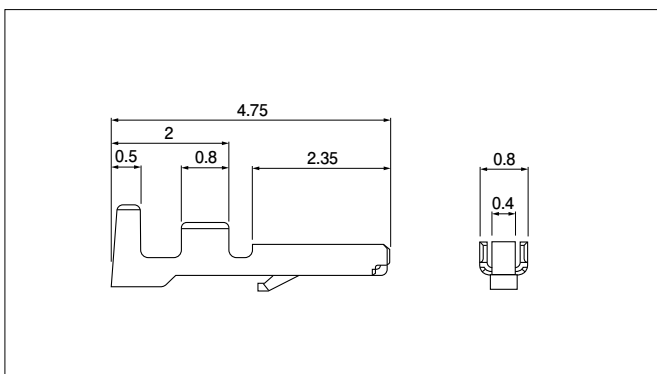


Side entry type



Note: 1. The above figure is the figure viewed from the connector mounting side.
2. Tolerances are non-cumulative: ± 0.1 mm for all centers.
The dimensions above should serve as a guideline. Contact JST for details.

Contact



Model No.	Applicable wire		Insulation O.D. (mm)	Q'ty/reel
	mm ²	AWG #		
SSHL-003GA1-P0.2	0.032~0.08	32~28	0.4~0.8	41,000

Material and Finish

Phosphor bronze, nickel-undercoated, Mating part; gold-plated,
Crimping part; gold-plated

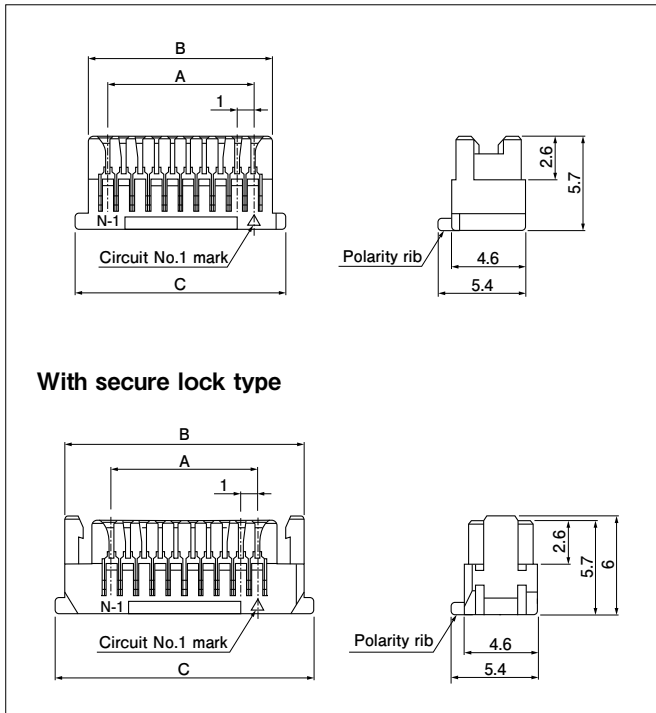
RoHS2 compliance

Contact	Crimping machine	Applicator		
		Crimp applicator	Dies	Crimp applicator with dies
SSHL-003GA1-P0.2	AP-K2N	MKS-L-10-3	MK/SSH/L-003-02	APLMK SSSL002-02

Note: Contact JST for fully automatic crimping applicator.

SHLD CONNECTOR

Housing



No. of circuits	Model No.	Dimensions (mm)			Q'ty/bag
		A	B	C	
20	SHLDP-20V-S(B)	9.0	11.4	13.0	3,500
30	SHLDP-30V-S(B)	14.0	16.4	18.0	2,500
40	SHLDP-40V-S(B)	19.0	21.4	23.0	2,000
50	SHLDP-50V-S(B)	24.0	26.4	28.0	1,500

Material and Finish

PBT, UL94V-0, natural (white)

RoHS2 compliance

With secure lock type

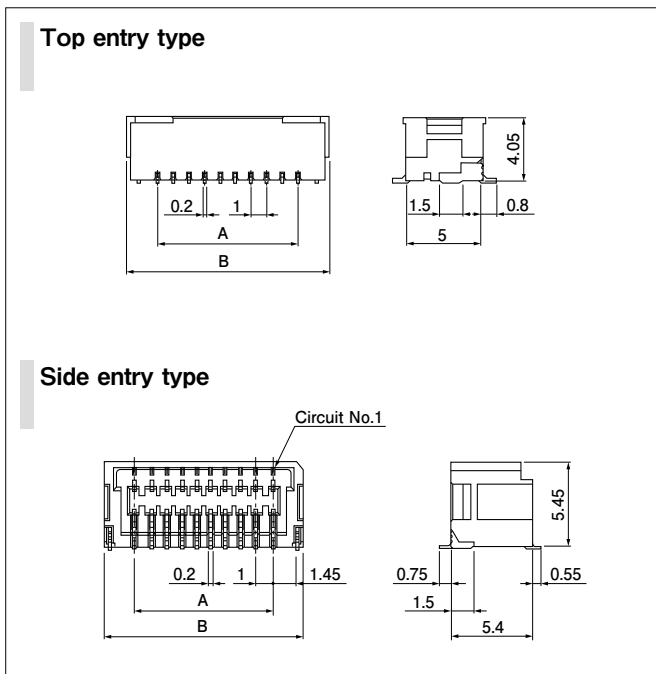
No. of circuits	Model No.	Dimensions (mm)			Q'ty/bag
		A	B	C	
20	SHLDP-20V-S-1(B)	9.0	14.7	15.7	3,000
30	SHLDP-30V-S-1(B)	14.0	19.7	20.7	2,000
40	SHLDP-40V-S-1(B)	19.0	24.7	25.7	1,500
50	SHLDP-50V-S-1(B)	24.0	29.7	30.7	1,200

Material and Finish

PBT, UL94V-0, natural (white)

RoHS2 compliance

Shrouded header



No. of circuits	Model No.		Dimensions (mm)		Q'ty/reel	
	Top entry type	Side entry type	A	B	Top type	Side type
20	BM20B-SHLDS-G-TFT	SM20B-SHLDS-G-TF	9.0	13.0	1,400	1,000
30	BM30B-SHLDS-G-TFT	SM30B-SHLDS-G-TF	14.0	18.0	1,400	1,000
40	BM40B-SHLDS-G-TFT	SM40B-SHLDS-G-TF	19.0	23.0	1,400	1,000
50	BM50B-SHLDS-G-TFT	SM50B-SHLDS-G-TF	24.0	28.0	1,400	1,000

Material and Finish

Contact: Phosphor bronze, nickel-undercoated, gold-plated
Wafer: PA, UL94V-0, natural (ivory)

Solder tab: Brass, copper-undercoated, tin-plated (reflow treatment)

RoHS2 compliance This product displays (LF)(SN) on a label.