

Ferrite Chip Inductor(Lead Free)

FCI2012F-4R7K

ECN HISTORY LIST

REV	DATE	DESCRIPTION	APPROVED	CHECKED	DRAWN
1.0	13/06/06	變更可靠度條件	楊祥忠	羅培君	張嘉玲
2.0	14/01/24	變更電鍍錫層厚度 3.0um min.=>3.5um min.	楊祥忠	羅培君	張嘉玲
3.0	14/08/01	變更 Reflow 圖示	楊祥忠	羅培君	張嘉玲
3.1	14/08/01	修正包裝帶尺寸	楊祥忠	羅培君	張嘉玲
4.0	16/01/26	修訂可靠度 Life Test: (Inductor) Temperature:85±2°C →105±2°C.	楊祥忠	詹偉特	張嘉玲
5.0	17/02/16	修訂 Recommended PC Board Pattern	楊祥忠	詹偉特	張嘉玲
備 註					

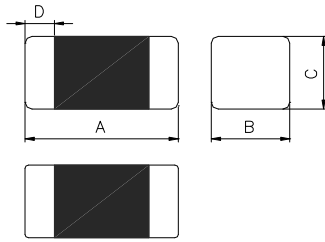
Ferrite Chip Inductor(Lead Free) FCI2012F-4R7K

1.Features

1. Monolithic inorganic material construction.
2. Closed magnetic circuit avoids crosstalk.
3. S.M.T. type.
4. Suitable for reflow soldering.
5. Shapes and dimensions follow E.I.A. spec.
6. Available in various sizes.
7. Excellent solderability and heat resistance.
8. High reliability.
9. 100% Lead(Pb) & Halogen-Free and RoHS compliant.



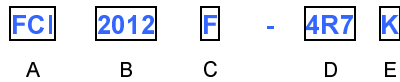
2. Dimensions



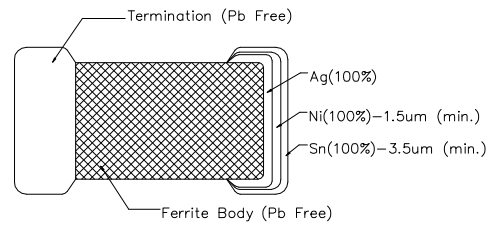
Chip Size	
A	2.00±0.20
B	1.25±0.20
C	1.25±0.20
D	0.50±0.30

Units: mm

3. Part Numbering



- A: Series
- B: Dimension L x W
- C: Material Lead Free Material
- D: Inductance 4R7=4.7uH
- E: Inductance Tolerance K=±10%, L=±15%, M=±20%



4.Specification

Tai-Tech Part Number	Inductance(uH)		Q		Rated Current (mA) max.	DCR (Ω) max.	SRF (MHz) min.
	Tolerance	Test Frequency (Hz)	min.	Test Frequency (MHz)			
FCI2012F-4R7K	4.7±10%	60mV / 10M	45	10	30	1.00	35

- Rated current: based on temperature rise test
- In compliance with EIA 595

■ Inductance-Frequency Characteristics

