

Features

- High Current Rating
- Epoxy Meets UL 94 V-0 Flammability Rating
- Moisture Sensitivity Level 1
- Halogen Free. "Green" Device (Note 1)
- Lead Free Finish/RoHS Compliant ("P" Suffix Designates RoHS Compliant. See Ordering Information)

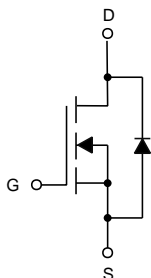
Maximum Ratings

- Operating Junction Temperature Range : -55°C to +150°C
- Storage Temperature Range: -55°C to +150°C
- Thermal Resistance: 1.71°C/W Junction to Case

Parameter	Symbol	Rating	Unit
Drain-Source Voltage	V_{DS}	650	V
Continuous Drain Current @ 25°C	I_D	7	A
Continuous Drain Current @ 100°C	I_D	4.2	A
Pulsed Drain Current ^(Note 2)	I_{DM}	28	A
Gate-Source Voltage	V_{GS}	±30	V
Single Pulse Avalanche ^(Note 3)	E_{AS}	220	mJ
Pulsed Avalanche Rating ^(Note 3)	I_{AS}	7	A
Power Dissipation	P_D	73	W

Note: 1. Halogen free "Green" products are defined as those which contain <900ppm bromine, <900ppm chlorine (<1500ppm total Br + Cl) and <1000ppm antimony compounds.
 2. Pulse Width Limited by Maximum Junction Temperature.
 3. $V_{DD}=50V$, $V_{DS}=650V$, $R_G=25\Omega$, $T_J=25^\circ C$.

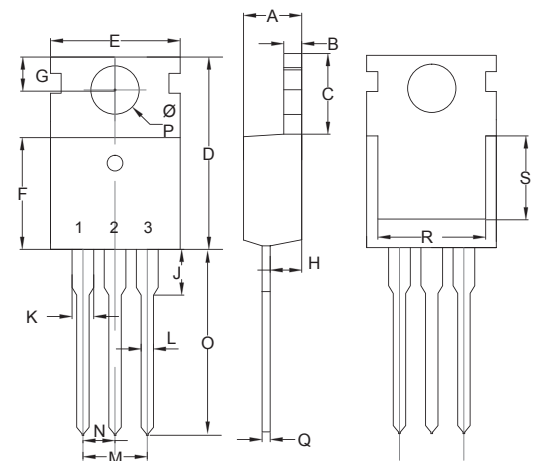
Internal Structure



1. Gate
2. Drain
3. Source

N-CHANNEL MOSFET

TO-220AB(H)



DIM	INCHES		MM		NOTE
	MIN	MAX	MIN	MAX	
A	0.172	0.188	4.37	4.77	
B	0.049	0.057	1.25	1.45	
C	0.246	0.270	6.25	6.85	
D	0.594	0.634	15.10	16.10	
E	0.382	0.406	9.70	10.30	
F	0.346	0.370	8.80	9.40	
G	0.102	0.118	2.60	3.00	
H	0.087	0.102	2.20	2.60	
J	----	0.134	----	3.40	
K	0.046	0.058	1.17	1.47	
L	0.028	0.037	0.70	0.95	
M	0.200		5.08		TYP.
N	0.100		2.54		TYP.
O	0.502	0.543	12.75	13.80	
P	0.134	0.150	3.40	3.80	Φ
Q	0.016	0.026	0.40	0.65	
R	0.276	----	7.00	----	
S	0.217	----	5.50	----	

Electrical Characteristics @ 25°C (Unless Otherwise Specified)

Parameter	Symbol	Test conditions	Min	Typ	Max	Unit
Static Characteristics						
Drain-Source Breakdown Voltage	$V_{(BR)DSS}$	$V_{GS}=0V, I_D=250\mu A$	650			V
Gate-Source Leakage Current	I_{GSS}	$V_{DS}=0V, V_{GS}=\pm 30V$			± 100	nA
Zero Gate Voltage Drain Current	I_{DSS}	$V_{DS}=650V, V_{GS}=0V, T_J=25^\circ C$			1	μA
		$V_{DS}=650V, V_{GS}=0V, T_J=150^\circ C$			10	
Gate-Threshold Voltage	$V_{GS(th)}$	$V_{DS}=V_{GS}, I_D=250\mu A$	2.5		4.5	V
Drain-Source On-Resistance	$R_{DS(on)}$	$V_{GS}=10V, I_D=3.5A$		1.15	1.4	Ω
Dynamic Characteristics						
Input Capacitance	C_{iss}	$V_{DS}=25V, V_{GS}=0V, f=1MHz$		1600		μF
Output Capacitance	C_{oss}			85		
Reverse Transfer Capacitance	C_{rss}			3.5		
Total Gate Charge	Q_g	$V_{DD}=520V, V_{GS}=10V, I_D=7A$		26		nC
Gate-Source Charge	Q_{gs}			10.5		
Gate-Drain Charge	Q_{gd}			7.1		
Drain-Source Diode Characteristics and Maximum Ratings						
Maximum Body-Diode Continuous Current	I_S				7	A
Diode Forward Voltage	V_{SD}	$V_{GS}=0V, I_F=I_S$			1.5	V

Curve Characteristics

Fig. 1 - Typical Output Characteristics

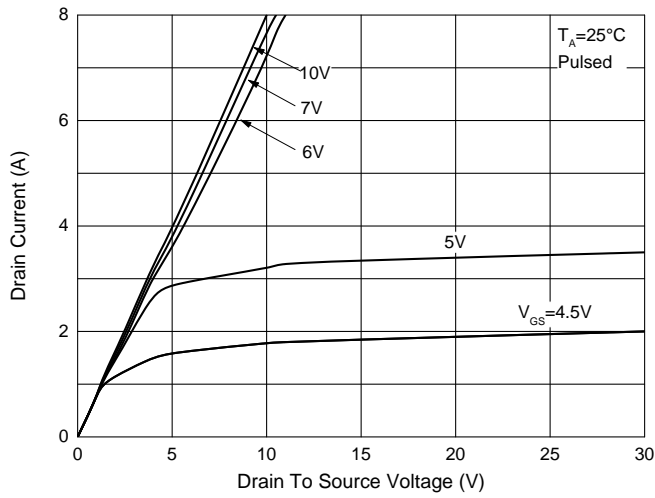


Fig. 2 - Drain-Source On-Resistance Characteristics

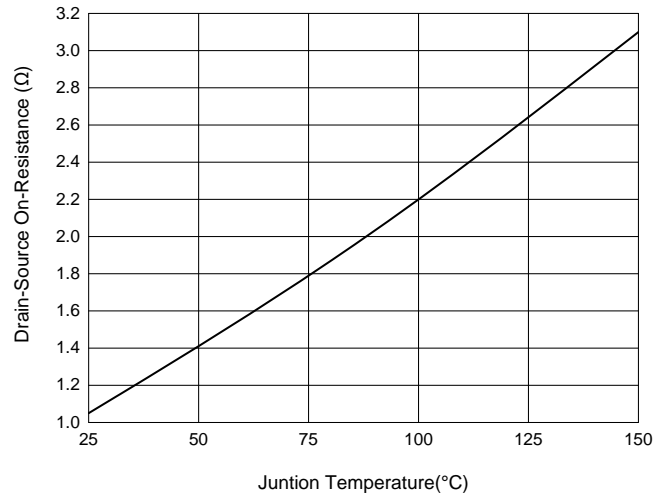


Fig. 3 - Drain-Source Breakdown Voltage Characteristics

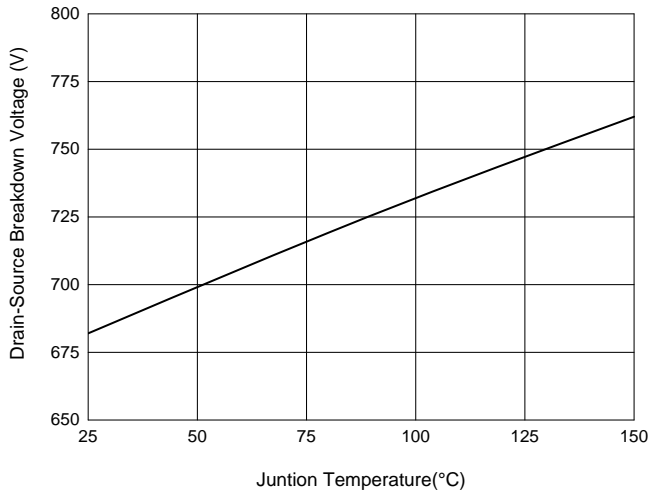


Fig. 4 - Drain Current Characteristics

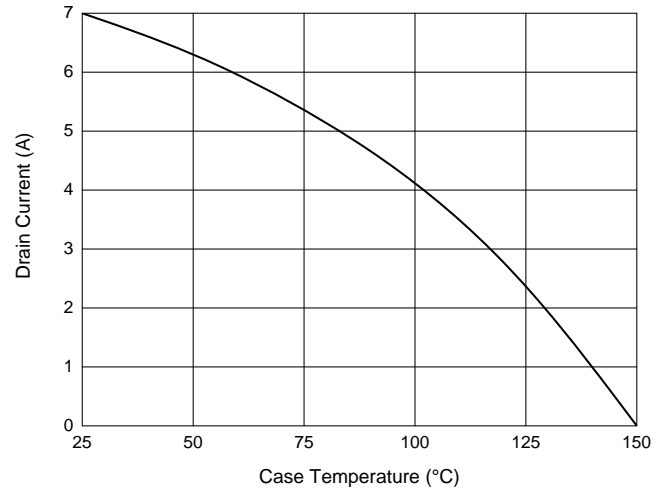


Fig. 5 - Total Gate Charge Characteristics

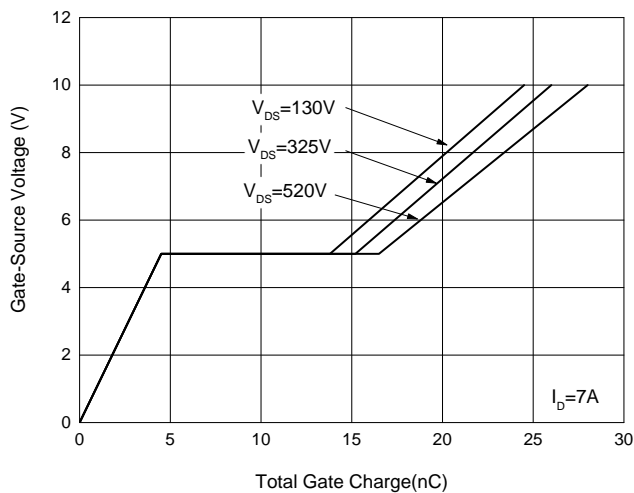
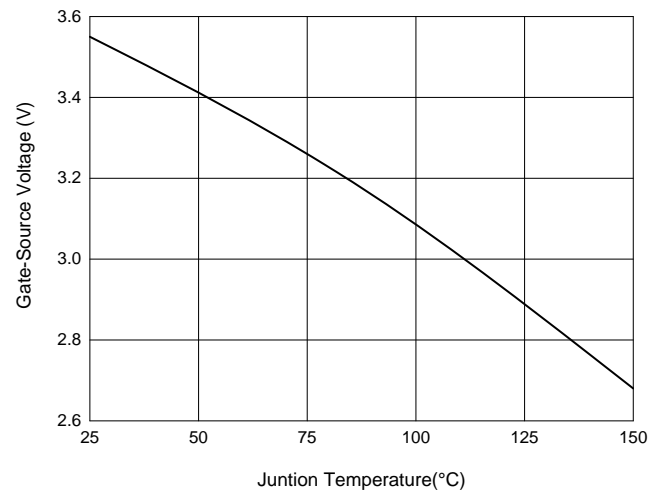


Fig. 6 - Gate-Source Voltage Characteristics



Ordering Information

Device	Packing
Part Number-BP	Bulk: 1Kpcs/Box

*****IMPORTANT NOTICE*****

Micro Commercial Components Corp. reserves the right to make changes without further notice to any product herein to make corrections, modifications, enhancements, improvements, or other changes. **Micro Commercial Components Corp.** does not assume any liability arising out of the application or use of any product described herein; neither does it convey any license under its patent rights, nor the rights of others. The user of products in such applications shall assume all risks of such use and will agree to hold **Micro Commercial Components Corp.** and all the companies whose products are represented on our website, harmless against all damages.

*****LIFE SUPPORT*****

MCC's products are not authorized for use as critical components in life support devices or systems without the express written approval of Micro Commercial Components Corporation.

*****CUSTOMER AWARENESS*****

Counterfeiting of semiconductor parts is a growing problem in the industry. Micro Commercial Components (MCC) is taking strong measures to protect ourselves and our customers from the proliferation of counterfeit parts. MCC strongly encourages customers to purchase MCC parts either directly from MCC or from Authorized MCC Distributors who are listed by country on our web page cited below. Products customers buy either from MCC directly or from Authorized MCC Distributors are genuine parts, have full traceability, meet MCC's quality standards for handling and storage. **MCC will not provide any warranty coverage or other assistance for parts bought from Unauthorized Sources.** MCC is committed to combat this global problem and encourage our customers to do their part in stopping this practice by buying direct or from authorized distributors.