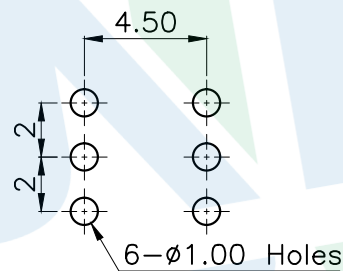
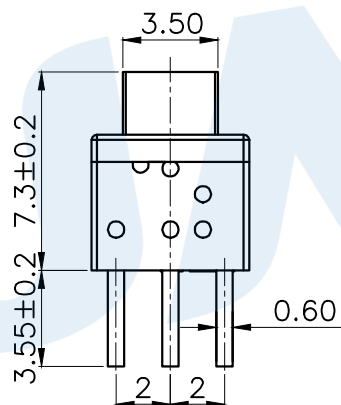
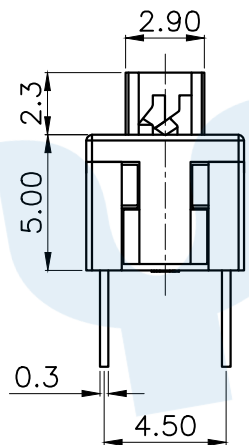
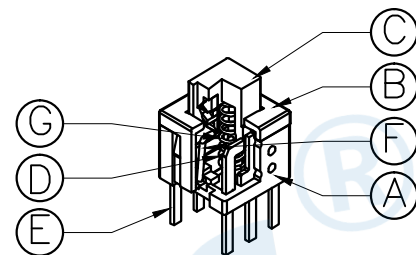
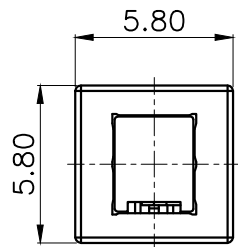
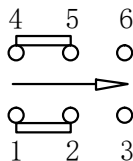
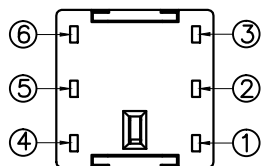
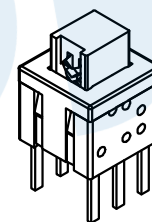


RoHS



PCB Layout(Pattern Side)



Circuit Diagram

NO.	Operating Type	Part No.	Operating force	Travel
1	Push To Lock	TK-6580D-1	180±50gf	2.0±0.2
2	Push No Sound No Lock	TK-6580D-2	180±50gf	2.0±0.2

NO.	Name	Number	Qty	Materil	Remarks
Ⓒ	Spring		1	SUS	Natural
Ⓕ	Crochet Needle		1	SUS	Natural
Ⓔ	Terminal		6	Brass	Silvering
Ⓓ	Reed		2	Phosphorus Copper	Silvering
Ⓒ	Button		1	POM	White
Ⓑ	Cover		1	POM	Black
Ⓐ	Base		1	PBT	Gray

**YUANDI®** Yuandi Electronics Co, Ltd

design	date	name	BUTTON SWITCH
Review	date	name	
Approved	date	name	

Drawing number: TK-6580D-□

Proportion 1:1 unit mm gage number A4

angle	±2'
10~30	±0.30
5~10	±0.20
~ 5	±0.10

modify Review Approved Tolerance not specified