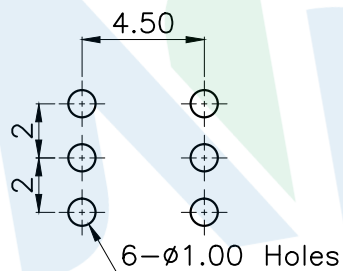
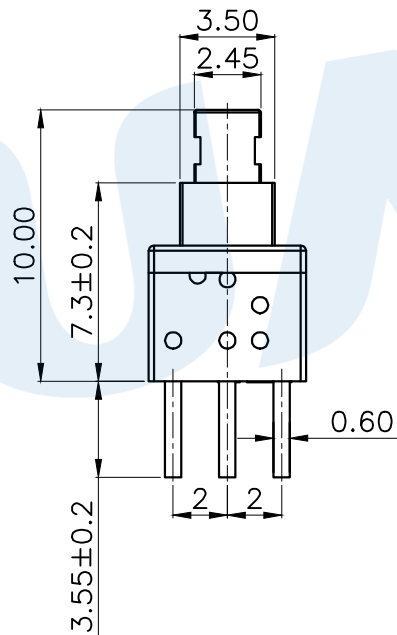
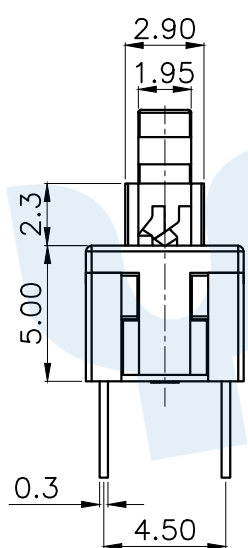
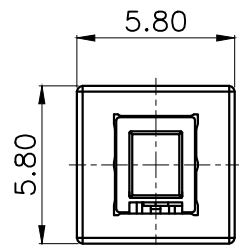
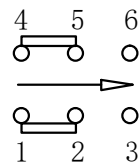
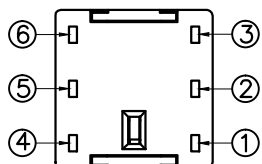
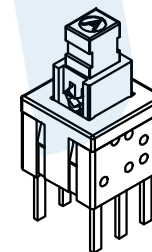
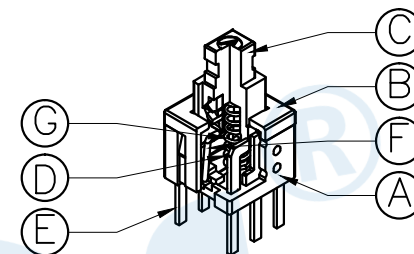


RoHS



PCB Layout(Pattern Side)



Circuit Diagram

NO.	Operating Type	Part No.	Operating force	Travel
1	Push To Lock	TK-6580-1	180±50gf	2.0±0.2
2	Push No Sound No Lock	TK-6580-2	180±50gf	2.0±0.2

NO.	Name	Number	Qty	Materil	Remarks
Ⓒ	Spring	1	1	SUS	Natural
Ⓕ	Crochet Needle	1	1	SUS	Natural
Ⓔ	Terminal	6	6	Brass	Silvering
Ⓓ	Reed	2	2	Phosphorus Copper	Silvering
Ⓒ	Button	1	1	POM	White
Ⓑ	Cover	1	1	POM	Black
Ⓐ	Base	1	1	PBT	Gray

YUANDI® Yuandi Electronics Co, Ltd

design	date	name
Review	date	name
Approved	date	name

angle ±2' 10~30 ±0.30 5~10 ±0.20 ~ 5 ±0.10  
 Drawing number: Proportion 1:1 unit mm gage number A4