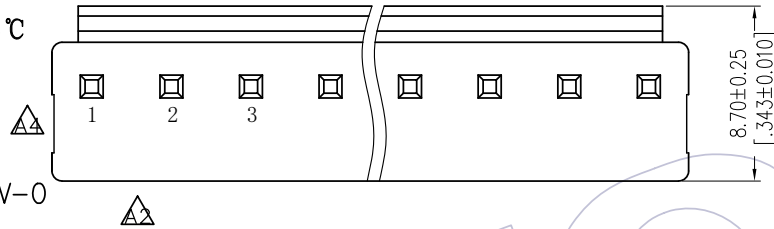
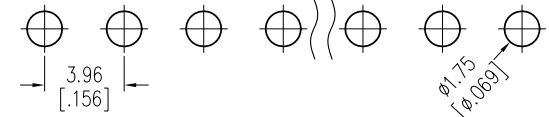


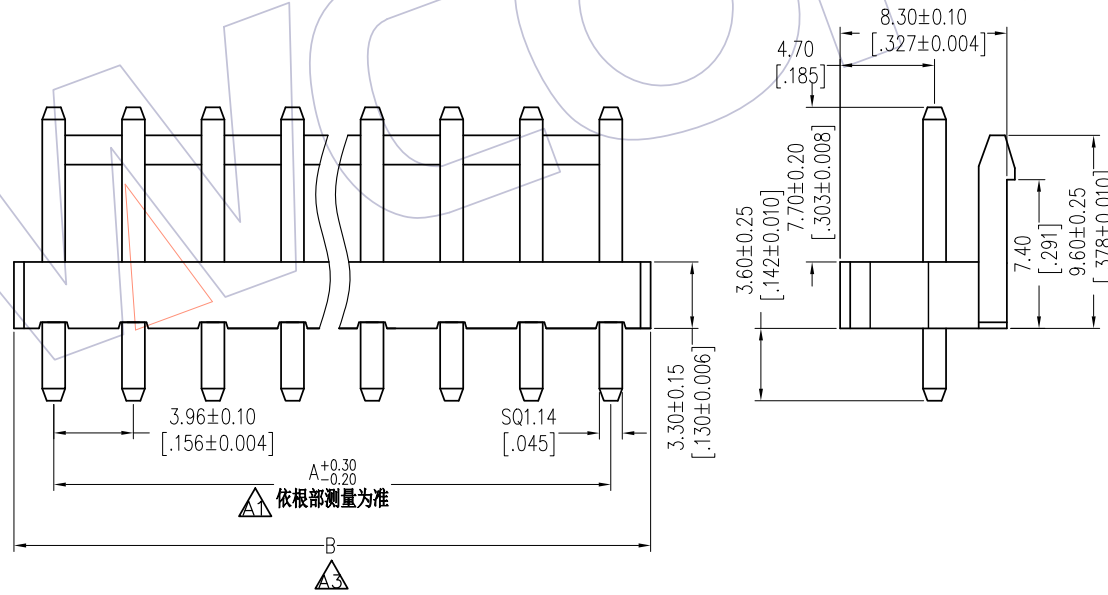
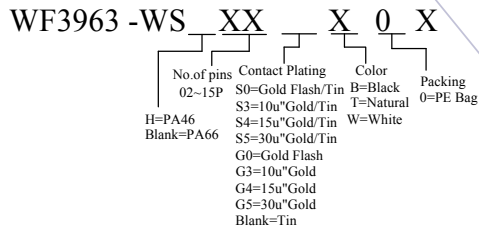
NOTES:  
 Current Rating: 7.0AMP  
 Contact Resistance: 20m Ω Max  
 Withstand Voltage: 1000V AC/DC  
 Insulation Resistance: 1000M Ω Min  
 Operation Temperature: -40℃ to +105℃

Contact Material: Brass  
 Contact plating: Au Or Sn Over Ni  
 Insulator Material: PA66 Or PA46 UL94V-0

Recommended P.C.B Layout (Top Side)  
 (PCB BOARD TOLERANCE ±0.05)



### Ordering Information



PART No.	DIM B TOL
WF3963-WSXXXXXXXX0X (PA66)	±0.30
WF3963-WSHXXXXXXXX0X (PA46)	+0.40 -0.30

### Specification & Ordering Information:

Circuit	Part No.	Dimension		Q'ty /Bag
		A	B	
02	WF3963-WS(H)02X0X	3.96	7.92	700
03	WF3963-WS(H)03X0X	7.92	11.88	600
04	WF3963-WS(H)04X0X	11.88	15.84	450
05	WF3963-WS(H)05X0X	15.84	19.80	350
06	WF3963-WS(H)06X0X	19.80	23.76	300
07	WF3963-WS(H)07X0X	23.76	27.72	250
08	WF3963-WS(H)08X0X	27.72	31.68	200
09	WF3963-WS(H)09X0X	31.68	35.64	180
10	WF3963-WS(H)10X0X	35.64	39.60	150
11	WF3963-WS(H)11X0X	39.60	43.56	120
12	WF3963-WS(H)12X0X	43.56	47.52	90
13	WF3963-WS(H)13X0X	47.52	51.48	70
14	WF3963-WS(H)14X0X	51.48	55.44	50
15	WF3963-WS(H)15X0X	55.44	59.40	30
16	WF3963-WS(H)16X0X	59.40	63.36	30
17	WF3963-WS(H)17X0X	63.36	67.32	20
18	WF3963-WS(H)18X0X	67.32	71.28	20
19	WF3963-WS(H)19X0X	71.28	75.24	20
20	WF3963-WS(H)20X0X	75.24	79.20	20

REV	DATE	MODIFICATION DESCRIPTION	CHANGE	OPERATION	DRAW	DATE	SCALE	FIT	PART NO.
A4	2019/05/22	Modify cut	—	OPERATION	Draw	2019/05/22	UNIT	mm	WF3963-WS (H) XXX0X
A3	2016/03/31	Add PA46 Material and DIM B TOL	—	x.X ±0.40	Check	DATE	SIZE	A4	TITLE:
A2	2014/05/19	Add cut	—	x.XX ±0.25	APPROVE	DATE	SHEET	1/1	VH 3.96 Wafer 180°
AO	2012/09/17	NEW	—	x.XXX ±0.15	PROJ.	DATE	PROJ.	Customer NO.	
				Angle ± 3°					
				DIM TOL					

**WCON**

Http: www.wcon.com

WCON-Dongguan  
 Tel: +86 769 85358920  
 Fax: +86 769 85358915  
 E-mail: sdles@wcon.com

WCON-Kunshan  
 Tel: +86 512 57468408  
 Fax: +86 512 57468468  
 E-mail: sdlesks@wcon.com