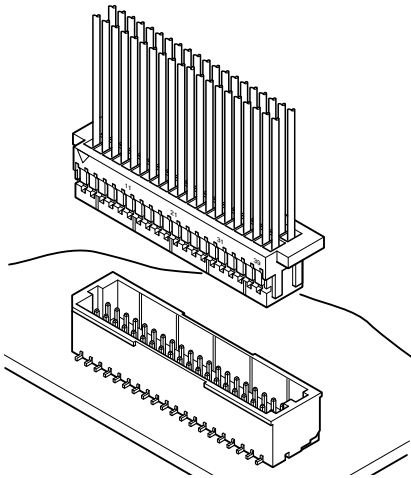




SHD CONNECTOR



1.0 mm pitch/Disconnectable Crimp style connectors



The SHD connector is compact with a mounting height of 6.3 mm for top entry type and 5.5 mm for side entry type, and a width of 5.0 mm for top entry type and 5.1 mm for side entry type.

- Compact, low profile design
- Anti-misinsertion feature
- Receptacles with protrusions
- Header designed for vacuum pick and place robotics

Specifications

- Current rating: 1.0 A AC/DC (AWG #28)
- Voltage rating: 50 V AC/DC
- Temperature range: -25°C to +85°C
(including temperature rise in applying electrical current)
- Contact resistance: Initial value/ 20 mΩ max.
After environmental tests/ 40 mΩ max.
- Insulation resistance: 100 MΩ min.
- Withstanding voltage: 500 VAC/minute
- Applicable wire: Conductor size/ AWG #32 to #28
Insulation O.D./ 0.4 to 0.8 mm

* In using the products, refer to "Handling Precautions for Terminals and Connectors" described on our website (Technical documents of Product information page).

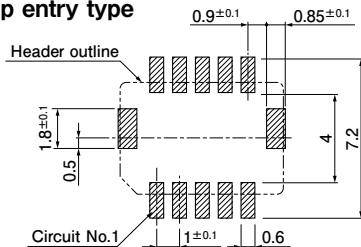
- * RoHS2 compliance
- * Dimensional unit: mm
- * Contact JST for details.

Standards

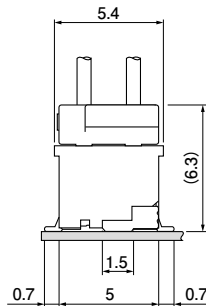
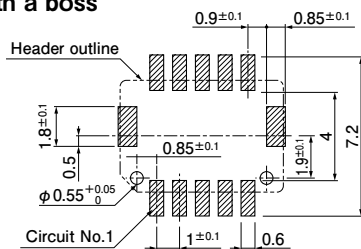
- ⚡ Recognized E60389
- Ⓢ Certified LR20812

PC board layout and Assembly layout

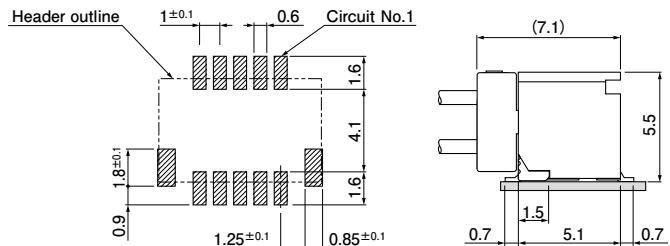
Top entry type



with a boss

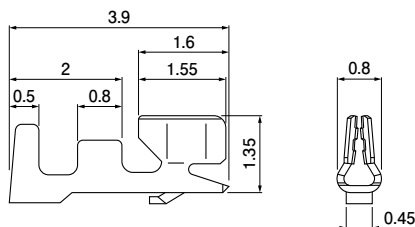


Side entry type



- Note: 1. The above figure is the figure viewed from the connector mounting side.
2. Tolerances are non-cumulative: ± 0.05 mm for all centers.
3. The dimensions above should serve as a guideline. Contact JST for details.

Contact



Model No.	Applicable wire			Q'ty/ reel
	mm ²	AWG #	Insulation O.D. (mm)	
SSH-003GA-P0.2	0.032~0.08	32~28	0.4~0.8	23,000

Material and Finish

Phosphor bronze, nickel-undercoated, Mating part; gold-plated

RoHS2 compliance

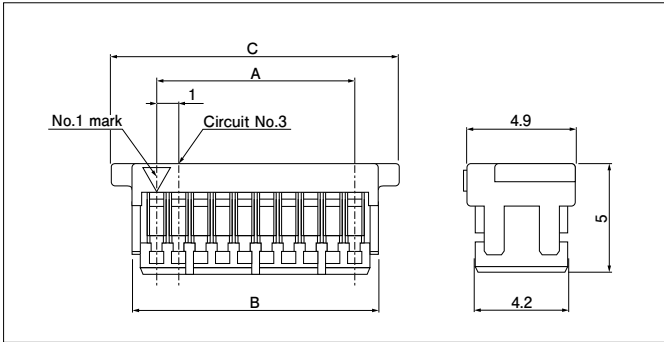
Note: Contact JST for tin-plated products.

Contact	Crimping machine	Applicator		
		Crimp applicator	Dies	Crimp applicator with dies
SSH-003GA-P0.2	AP-K2N	MKS-L-10-3	MK/SSH/L-003-02	APLMK SSH/L003-02

Note: Contact JST for fully automatic crimping applicator.

SHD CONNECTOR

Housing



No. of circuits	Model No.	Dimensions (mm)			Q'ty/box
		A	B	C	
20	SHDR-20V-S-B	9.0	11.2	13.0	4,000
30	SHDR-30V-S-B	14.0	16.2	18.0	4,000
40	SHDR-40V-S-B	19.0	21.2	23.0	2,000
50	SHDR-50V-S-B	24.0	26.2	28.0	2,000

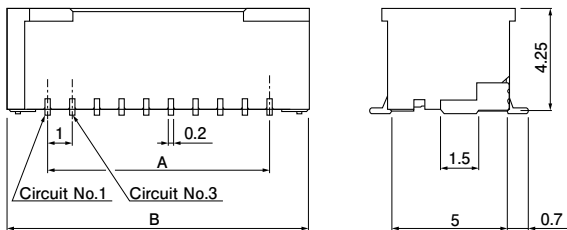
Material and Finish

PBT, UL94V-0, natural (white)

RoHS2 compliance

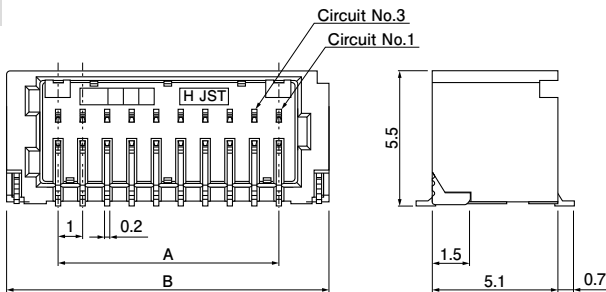
Shrouded header

Top entry type



No. of circuits	Model No.	Dimensions (mm)		Q'ty/reel
		A	B	
20	BM20B-SRDS-G-TF	9.0	12.3	1,500
30	BM30B-SRDS-G-TF	14.0	17.3	1,500
40	BM40B-SRDS-G-TF	19.0	22.3	1,500
50	BM50B-SRDS-G-TF	24.0	27.3	1,500

Side entry type



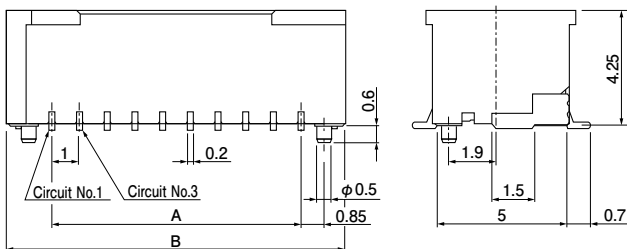
No. of circuits	Model No.	Dimensions (mm)		Q'ty/reel
		A	B	
20	SM20B-SRDS-G-TF	9.0	13.1	1,250
30	SM30B-SRDS-G-TF	14.0	18.1	1,250
40	SM40B-SRDS-G-TF	19.0	23.1	1,250
50	SM50B-SRDS-G-TF	24.0	28.1	1,250

Material and Finish

Header contact: Phosphor bronze, nickel-undercoated, gold-plated
 Wafer: PA, UL94V-0, natural (ivory)
 Solder tab: Brass, copper-undercoated, tin-plated (reflow treatment)

RoHS2 compliance This product displays (LF)(SN) on a label.
 Note: 1. The products listed above are supplied on embossed-tape.
 2. Contact JST for the headers with tin-plated pins.
 3. Contact JST for the top entry type headers with suction cap.

Top entry type with a boss



No. of circuits	Model No.	Dimensions (mm)		Q'ty/reel
		A	B	
20	BM20B-SRDS-A-G-TF	9.0	12.3	1,250
30	BM30B-SRDS-A-G-TF	14.0	17.3	1,250
40	BM40B-SRDS-A-G-TF	19.0	22.3	1,250
50	BM50B-SRDS-A-G-TF	24.0	27.3	1,250

Material and Finish

Header contact: Phosphor bronze, nickel-undercoated, gold-plated
 Wafer: PA, UL94V-0, natural (ivory)
 Solder tab: Brass, copper-undercoated, tin-plated (reflow treatment)

RoHS2 compliance This product displays (LF)(SN) on a label.
 Note: 1. The products listed above are supplied on embossed-tape.
 2. Contact JST for the headers with tin-plated pins.