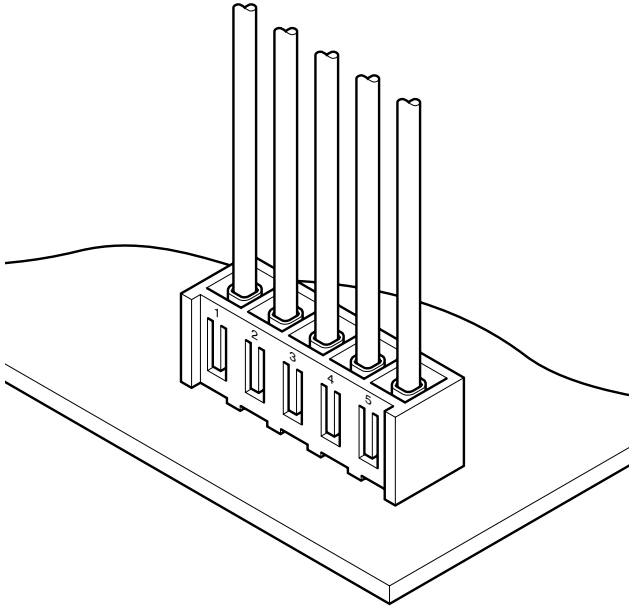


# SDN CONNECTOR

3.96mm pitch/Board-in Crimp style connectors



**The SDN connector is a 3.96mm pitch board-in crimp style connector capable of connecting a wide variety of circuits including signal and power supply circuits. The connector features a slim, low-profile design. In addition, it has an exclusive lance construction to reduce insertion force, thus substantially improving the working efficiency in mounting the contact.**

- Slim, low-profile design
- Easy and secure contact mounting
- Improved solderability
- Polarizing boss

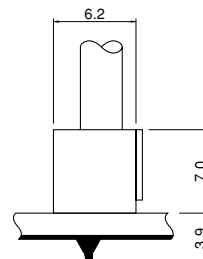
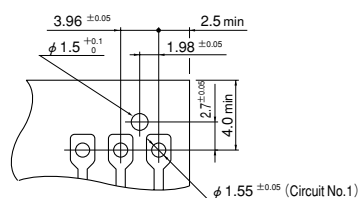
## Specifications

- Current rating: 7A AC, DC (AWG #18)
- Voltage rating: 250V AC, DC
- Temperature range: -25°C to +85°C  
(including temperature rise in applying electrical current)
- Insulation resistance: 1,000M  $\Omega$  min.
- Withstanding voltage: 1,500V AC/minute
- Applicable wire: AWG #22 to #18
- Applicable PC board thickness: 1.6mm
- \* Compliant with RoHS.
- \* Refer to "General Instruction and Notice when using Terminals and Connectors" at the end of this catalog.
- \* Contact JST for details.

## Standards

- Recognized E60389
- Certified LR20812
- ▲ R50100763

### PC board layout (viewed from soldering side) and Assembly layout

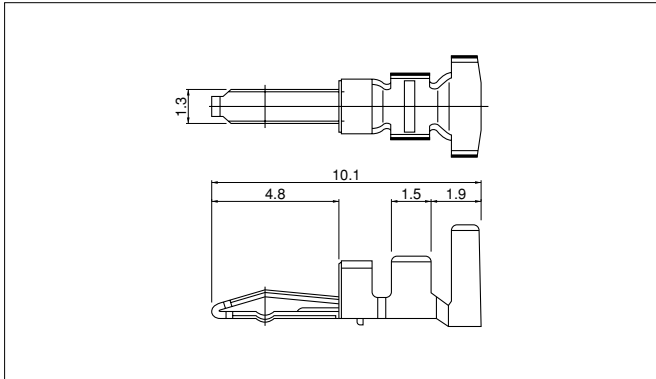


Note: 1. Tolerances are non-cumulative:  $\pm 0.05$ mm for all centers. For connectors with 5 or more circuits the hole dimensions will differ from the above values. Contact JST for details.

2. Hole dimensions differ according to the kind of PC board and piercing method. The dimensions above should serve as a guideline.

# SDN CONNECTOR

## Contact



Model No.	Applicable wire		Insulation O.D.(mm)	Q'ty / reel
	mm <sup>2</sup>	AWG #		
<b>SDN-21T-P1.5</b>	0.33~0.83	22~18	1.6~3.0	5,000

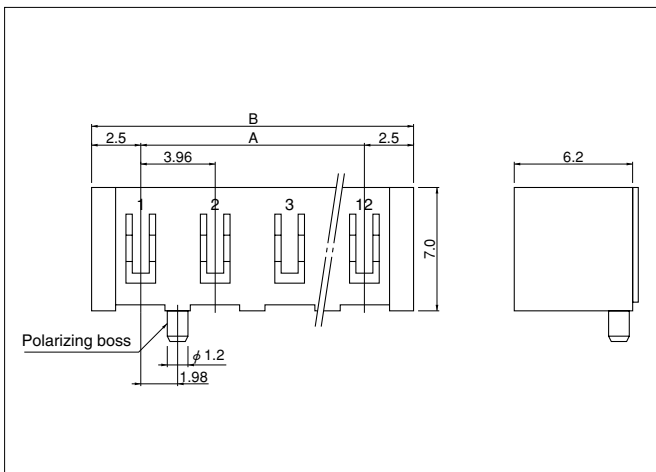
### Material and Finish

Phosphor bronze, tin-plated (reflow treatment)

### RoHS compliance

Contact	Crimping machine	Applicator		
		Crimp applicator	Dies	Crimp applicator with dies
<b>SDN-21T-P1.5</b>	AP-K2N	MKS-L	MK/SDN-21-15	APLMK SDN21-15

## Housing



Circuits	Model No.		Dimensions (mm)		Q'ty / bag
	With polarizing boss	Without polarizing boss	A	B	
2	<b>2P-SDN</b>	<b>2P-SDN-A</b>	3.96	8.96	1,000
3	<b>3P-SDN</b>	<b>3P-SDN-A</b>	7.92	12.92	1,000
4	<b>4P-SDN</b>	<b>4P-SDN-A</b>	11.88	16.88	1,000
5	<b>5P-SDN</b>	<b>5P-SDN-A</b>	15.84	20.84	1,000
6	<b>6P-SDN</b>	<b>6P-SDN-A</b>	19.80	24.80	500
7	<b>7P-SDN</b>	<b>7P-SDN-A</b>	23.76	28.76	500
8	<b>8P-SDN</b>	<b>8P-SDN-A</b>	27.72	32.72	500
9	<b>9P-SDN</b>	<b>9P-SDN-A</b>	31.68	36.68	500
10	<b>10P-SDN</b>	<b>10P-SDN-A</b>	35.64	40.64	500
11	<b>11P-SDN</b>	<b>11P-SDN-A</b>	39.60	44.60	500
12	<b>12P-SDN</b>	<b>12P-SDN-A</b>	43.56	48.56	500

### Material

PA 66, UL94V-0, natural (white)

### RoHS compliance