

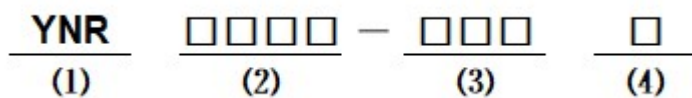
■ Features

- Low profile construction and miniature size.
- Magnetic shielded construction.
- High current saturation.
- Operating temperature:-40°C ~ +125°C.
- RoHS compliant

■ Applications

- For small DC/DC converter(HDD,DVC,DSC,PDA,LCD display etc.).
- Car navigation systems,telecom base stations.
- VR,AR,LED lighting.

■ Product Identification



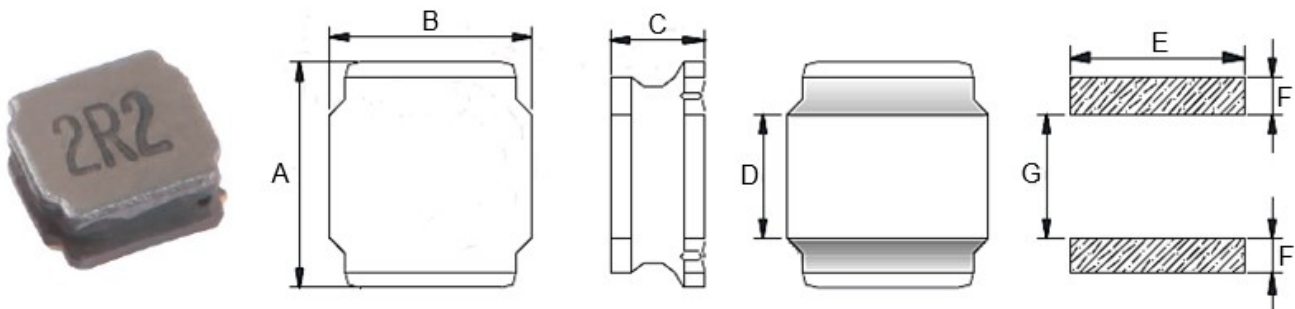
(1) : Type

(2) : Dimensions

(3) : Inductance value

(4) : Inductance Tolerance; N=±30%,M=±20%, K=±10%

■ Shapes and Dimensions (Unit: mm)



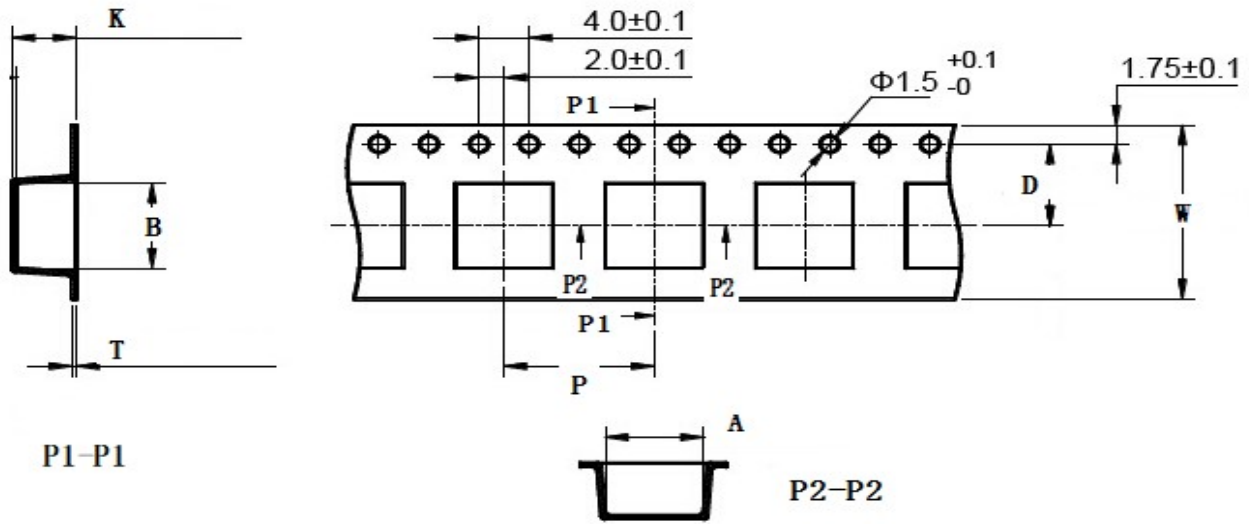
TYPE	A	B	C Max.	D	E Ref.	F Ref.	G Ref.
YNR2512	2.5±0.1	2.0±0.1	1.20	0.80±0.2	2.00	0.85	0.80

■ YNR2512 Series

Part Number	Inductance (uH) @100KHz	DC Resistance (Ω)		Heat Rating Current (A)	Saturation Current (A)
		Typ.	Max.		
YNR2512-R22□	0.22	0.039	0.047	2.20	6.10
YNR2512-R33□	0.33	0.039	0.047	2.20	4.00
YNR2512-R47□	0.47	0.047	0.061	2.15	3.82
YNR2512-R68□	0.68	0.057	0.074	1.95	3.28
YNR2512-1R0□	1.00	0.069	0.090	1.93	2.59
YNR2512-1R2□	1.20	0.099	0.129	1.46	2.38
YNR2512-1R5□	1.50	0.113	0.147	1.40	2.24
YNR2512-2R2□	2.20	0.166	0.216	1.15	1.85
YNR2512-2R7□	2.70	0.184	0.239	1.09	1.72
YNR2512-3R3□	3.30	0.203	0.264	1.04	1.61
YNR2512-3R6□	3.60	0.268	0.348	0.90	1.46
YNR2512-4R3□	4.30	0.290	0.377	0.87	1.37
YNR2512-4R7□	4.70	0.290	0.377	0.84	1.12
YNR2512-5R1□	5.10	0.385	0.500	0.75	1.23
YNR2512-5R6□	5.60	0.414	0.538	0.73	1.11
YNR2512-6R2□	6.20	0.417	0.542	0.73	1.03
YNR2512-6R8□	6.80	0.447	0.581	0.69	0.98
YNR2512-7R5□	7.50	0.470	0.611	0.68	0.97
YNR2512-8R2□	8.20	0.506	0.658	0.65	0.98
YNR2512-9R1□	9.10	0.531	0.690	0.62	0.91
YNR2512-100□	10.0	0.531	0.690	0.62	0.79
YNR2512-120□	12.0	0.827	1.075	0.51	0.78
YNR2512-150□	15.0	1.224	1.591	0.42	0.68
YNR2512-220□	22.0	1.520	1.976	0.38	0.53

-
- ※ The saturation current value is the DC current value having inductance decrease down to 30%.(at 20°C)
 - ※ The temperature rise current value is the DC current value having temperature increase up to 40°C. (at 20°C)
 - ※ The rated current is the DC current value that satisfies both of current value saturation current value and temperature rise current value.

■ Taping Dimensions(Unit:mm)



TYPE	Chip Thickness	W	A	B	D	P	K Max	T Max	MPQ
YNR2512	1.20	8.00	2.35	2.65	3.50	4.00	1.40	0.25	2000

■ Reel Dimensions(Unit:mm)



TYPE	W	W1	A	B	C	D
YNR2512	178±2.0	8.40±1.50	4.3±0.20	5.0±0.10	3.0±0.10	58±2.0

Direction of rolling



Cover tape peel off condition



Cover tape peel force shall be 0.1N to 1.3N.

Reference peel speed 300 ± 10 mm/min.