

Features

- Extremely-Fast Switching Speed
- Low Forward Voltage Drop
- Epoxy Meets UL 94 V-0 Flammability Rating
- Halogen Free Available Upon Request By Adding Suffix "-HF"
- Moisture Sensitivity Level 1
- Lead Free Finish/RoHS Compliant ("P" Suffix Designates RoHS Compliant. See Ordering Information)

Maximum Ratings

- Operating Junction Temperature Range: -55°C to +125°C
- Storage Temperature Range: -55°C to +150°C
- Thermal Resistance: 500°C/W Junction to Ambient

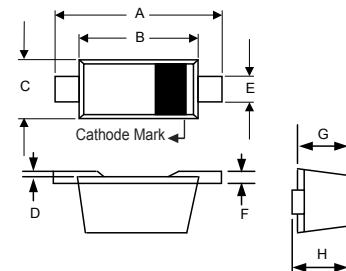
MCC Part Number	Device Marking	Maximum Recurrent Peak Reverse Voltage	Maximum RMS Voltage	Maximum DC Blocking Voltage
BAT54WX	JV	30V	21V	30V

Electrical Characteristics @ 25°C Unless Otherwise Specified

Average Forward Current	I_F	200mA	
Peak Forward Surge Current	I_{FSM}	600mA	$t=8.3ms$
Repetitive Peak Forward Current	I_{FRM}	300mA	$t_p \leq 1s$; Duty Cycle $\leq 50\%$
Power Dissipation	P_d	200mW	
Reverse Breakdown Voltage	$V_{(BR)}$	30V(Min)	$I_R=10\mu A$
Maximum Forward Voltage	V_F	0.24V 0.50V 0.80V 0.32V 0.40V	$I_F=0.1mA$ $I_F=30mA$ $I_F=100mA$ $I_F=1.0mA$ $I_F=10mA$
DC Reverse Current At Rated DC Blocking Voltage	I_R	2 μA (Max)	$V_R = 25V$
Maximum Junction Capacitance	C_T	10pF	$V_R=1V, f=1MHZ$
Maximum Reverse Recovery Time	t_{rr}	5.0ns	$I_F=10mA, I_R=10mA$ to 1mA, $R_L=100\Omega$

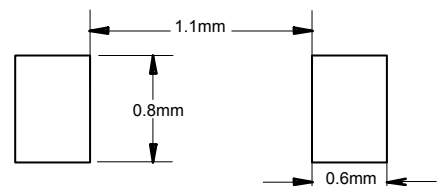
200mW, 30Volt Schottky Barrier Diode

SOD-523



DIM	DIMENSIONS				NOTE
	INCHES		MM		
	MIN	MAX	MIN	MAX	
A	0.059	0.067	1.50	1.70	
B	0.043	0.051	1.10	1.30	
C	0.030	0.033	0.75	0.85	
D	0.000	0.003	0.00	0.07	
E	0.010	0.014	0.25	0.35	
F	0.003	0.008	0.08	0.20	
G	0.020	0.026	0.50	0.65	
H	0.020	0.026	0.50	0.65	

Suggested Solder Pad Layout



Curve Characteristics

Fig. 1 - Typical Instantaneous Forward Characteristics

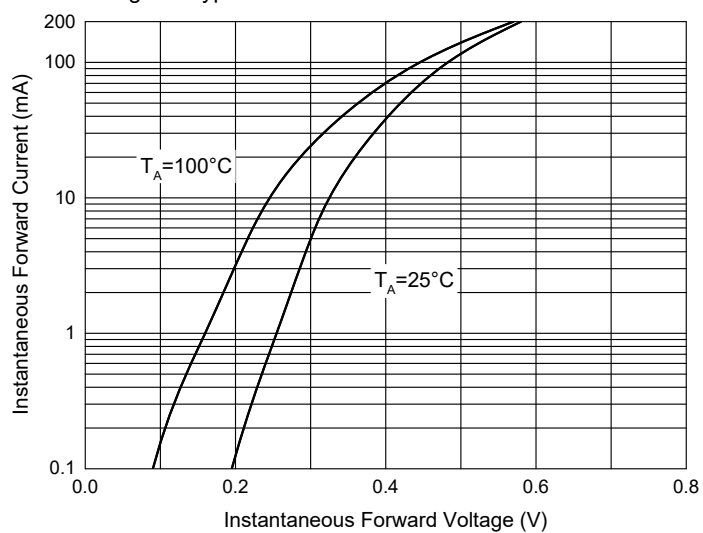


Fig. 2 - Typical Reverse Leakage Characteristics

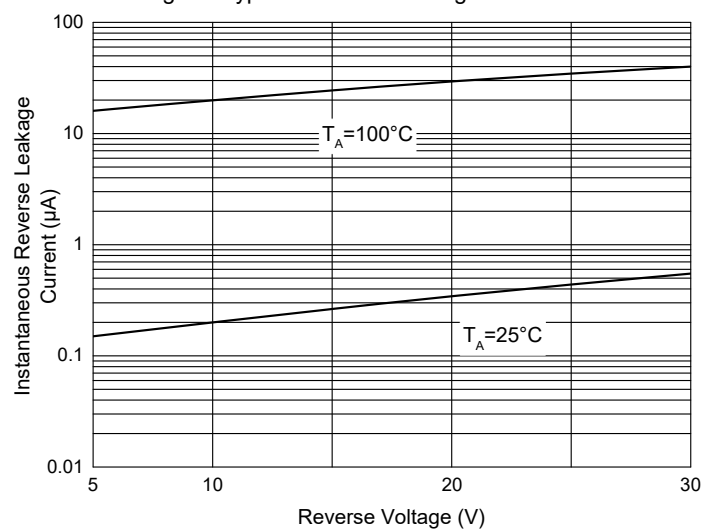
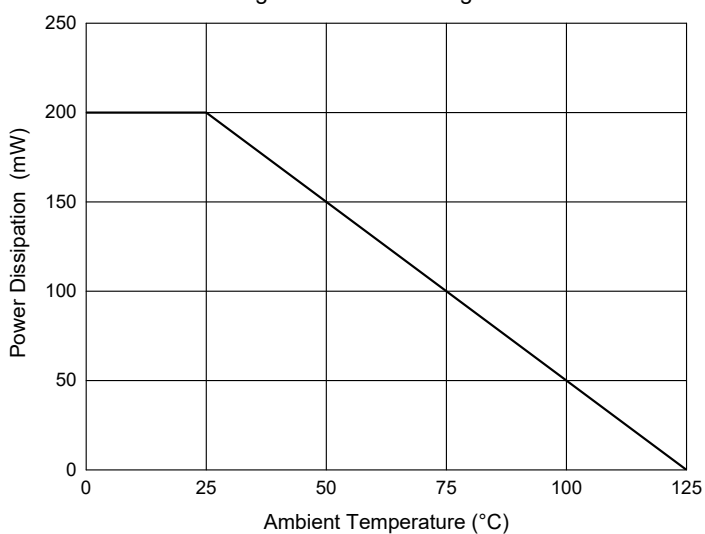


Fig. 3 - Power Derating Curve



Ordering Information

Device	Packing
Part Number-TP	Tape&Reel: 8Kpcs/Reel

Note : Adding "-HF" Suffix For Halogen Free, eg. Part Number-TP-HF

*****IMPORTANT NOTICE*****

Micro Commercial Components Corp. reserves the right to make changes without further notice to any product herein to make corrections, modifications , enhancements , improvements , or other changes . **Micro Commercial Components Corp .** does not assume any liability arising out of the application or use of any product described herein; neither does it convey any license under its patent rights ,nor the rights of others . The user of products in such applications shall assume all risks of such use and will agree to hold **Micro Commercial Components Corp .** and all the companies whose products are represented on our website, harmless against all damages.

*****LIFE SUPPORT*****

MCC's products are not authorized for use as critical components in life support devices or systems without the express written approval of Micro Commercial Components Corporation.

*****CUSTOMER AWARENESS*****

Counterfeiting of semiconductor parts is a growing problem in the industry. Micro Commercial Components (MCC) is taking strong measures to protect ourselves and our customers from the proliferation of counterfeit parts. MCC strongly encourages customers to purchase MCC parts either directly from MCC or from Authorized MCC Distributors who are listed by country on our web page cited below. Products customers buy either from MCC directly or from Authorized MCC Distributors are genuine parts, have full traceability, meet MCC's quality standards for handling and storage. **MCC will not provide any warranty coverage or other assistance for parts bought from Unauthorized Sources.** MCC is committed to combat this global problem and encourage our customers to do their part in stopping this practice by buying direct or from authorized distributors.