



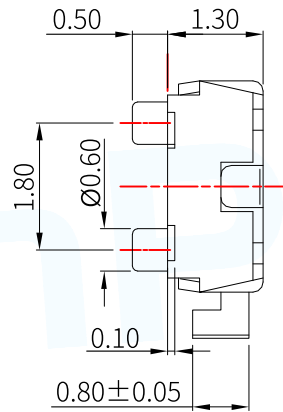
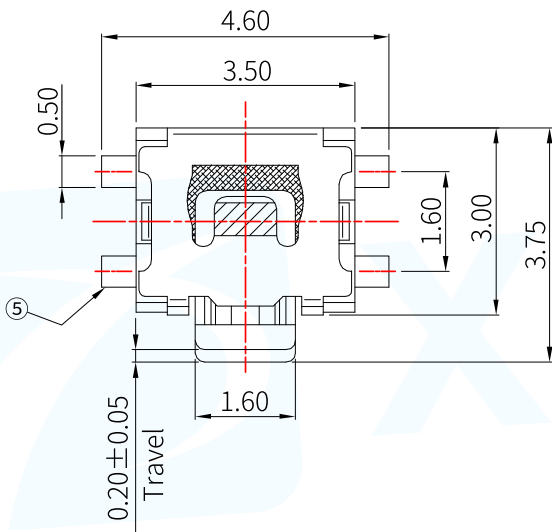
**TS-1081S**  
W3.50xD3.00xH

按压力度(Press pressure) : 1.0N/1.6N/2.5N	开关行程(Switch stroke) : 0.20±0.1mm
操作方式(Operation mode): 侧按式/SidePress	操作寿命(Operation life): 100,000 Cycles Min
储存温度(Storage temperature): -30°C TO +80°C	焊接温度(Welding temperature): 260±5° 5s
额定负荷(Rated load): DC 12V 50mA	焊接方式(Welding mode): 贴片式/SMT
接触电阻(Contact resistance): 100mΩ max.	包装方式(Packaging method): 卷带/Tape & Reel (TR)
绝缘电阻(Insulation resistance): 100MΩ min.	最小包装(Minimum packing): 3,000/PCS

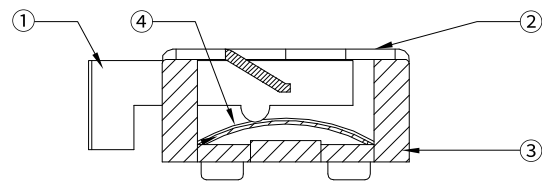
### 外形尺寸 (UNIT:MM) / Size Chart

www.xunpudianzi.com

更多资料请参考技术选型档!



PART NO.	
TS-1081S-ACXXXXX	TS-1081S-ARXXXXX



#### ● 产品编号/Product No

TS-1081S-X X XXX XX

A: 不锈钢(SUS)	Operating force
B: 镀银铜(C5210)	Product height
C: 带柱(Column)	
R: 不带柱(No Column)	

#### ● 产品高度/Product Height

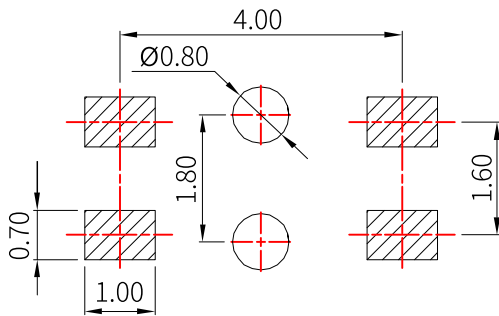
Code	Product height(mm)
013	1.3

#### ● 材质/Material

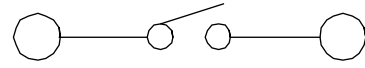
NO	NAME	MATERIAL	FINISHING
①	按钮 Button	PA46	黑色 Black
②	盖子 Cover	Brass	镀银 Silvering
③	基座 Base	LCP	黑色 Black
④	弹片 Shrapnel	F.Ag/SUS	镀银 Silvering
⑤	端子 Terminal	F.Ag/C5210	镀银 Silvering

#### ● 操作力度/Operating Force

Code	Press force(N)	Return force
16	1.6±0.5	0.4min
26	2.6±0.5	0.4min



RECOMMENDED P.C.B LAYOUT  
安装尺寸图

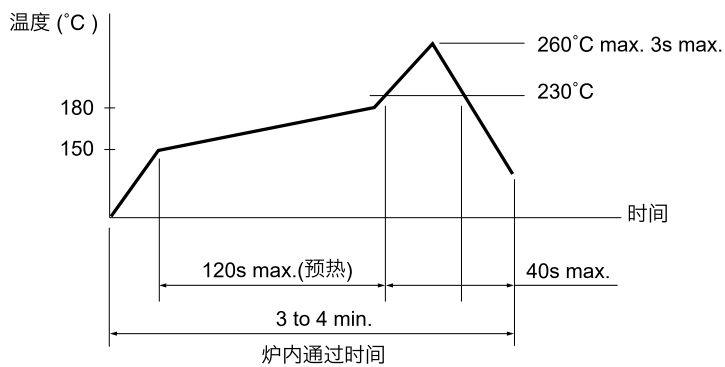


CIRCUIT DIAGRAM  
回路图

## 焊接条件 / Welding conditions

### ● 回流焊/Reflow soldering

适用表面贴装型产品/Applicable to surface mount products  
温度分布/Temperature distribution



### ● 手焊式/Hand welding

项目/Project	条件/condition
焊接温度 Welding temperature	350°C max.
持续焊接时间 Continuous welding time	3s max.
焊剂斗容量 Flux bucket capacity	60W max.

### ● 浸焊式/Immersion soldering

项目/Project	条件/condition
助焊剂附着量 Flux adhesion	不附着于零部件贴装面的程度 Not attached to the mounting surface of components
预热温度 Preheating temperature	印刷电路板焊接面的周围温度 100°C max. The temperature around the welding surface of PCB is 100 °C max
预热温度时间 Preheat temperature time	60s max.
焊接温度 welding temperature	260°C max.
焊接浸渍时间 Welding immersion time	5s max.
焊接次数 Welding times	2 times max.

### 注:

1. 加热方式:以远红外线上下加热方式。
2. 温度测量:用Φ0.1~0.2 的 CA(K)或 CC(T)测量位置在焊接连接部(锡/铜箔面)。
3. 固定方式:采用耐热胶带。