



CRC NEW ENERGY

# APPROVAL SHEET

TO: 交流滤波薄膜电容  $8\mu\text{F} \pm 10\%$  350VAC

Main Materials		MARKING & OUTLINE DRAWING	
<b>Construction</b>	<b>Materials</b>		
Dielectric	Metallized Polypropylene Film		
Terminal	Tinned copper wire		
Filling	Flame-retardant epoxy resin, white		
Case	Flame-retardant plastic case, grey		

Part No.	TYPE	Dimensions (mm)							NOTE
		W	H	T	P	L	ΦD		
AC5030	MKP-AC805K350VAC	41.5	41	27.5	37.5	6	1.2		

CUSTOMER CONFIRMATION			CRC OFFER		
STAMP	APPROVED BY	CHECKED BY	STAMP	APPROVED BY	PREPARED BY
					李道燕
DATE			DATE	2018-04-24	

SHENZHEN CRC NEW ENERGY CO., LTD

6th and 7th Floor R&D Building, Yanchuan North Industrial Park,

Songgang Town, Baoan District, Shenzhen, China

TEL: +86 - 0755 - 29948883 / 29948998 FAX: +86 - 0755 - 29948906 <http://www.crccapacitor.com>

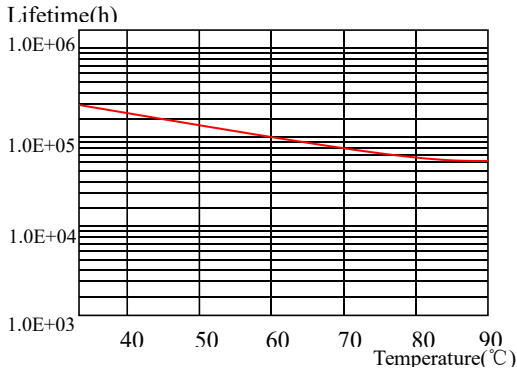
CRC-BDE-08

## Technical Data

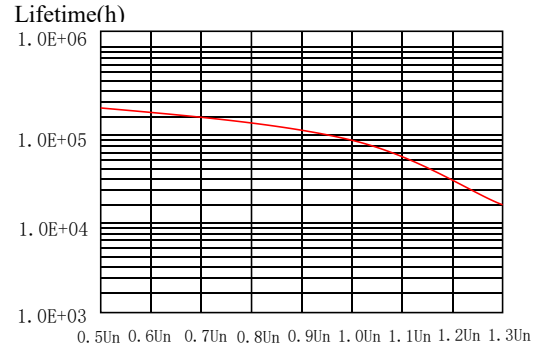
Items	Symbols	Values
Rated capacitance	$C_N$	$8\mu\text{F} \pm 10\%$
Rated voltage	$U_N$	350V.AC
Non-recurrent surge voltage	$U_s$	750V.AC
Maximum current	$I_{rms}$	15A
Maximum peak current	$\hat{I}$	400A
Maximum surge current	$I_s$	1200A
Series resistance	$R_s$	$\leq 8\text{m}\Omega$
Tangent of the loss	$\tan \delta$	$\leq 0.0015$ (1kHz)
Insulation Resistance	$C \times R_{is}$	$\geq 5000\text{S}$
Self inductance	$L_e$	$\leq 35\text{nH}$
Lowest operating temperature	$\Theta_{min}$	$-40^\circ\text{C}$
Maximum operating temperature	$\Theta_{max}$	$105^\circ\text{C}$
Operating humidity	RH	0~95%
Storage temperature range	$\Theta_{storage}$	$105^\circ\text{C}$
Service life		100000h
At $\Theta_{hotspot}$		$\leq 85^\circ\text{C}$
Failure quota		$< 100\text{Fit}$
<b>Test data</b>		
Voltage test between terminals	$V_{tt}$	1200V.DC/10S
A.C. voltage test between terminals and case	$V_{t-c}$	—
Operating altitude		2000m (max)
Terminal tightening torque		—
Bottom tightening torque		—
Weight		—

# Electrical Characteristics of Film Capacitor

## 1. Lifetime Expectancy

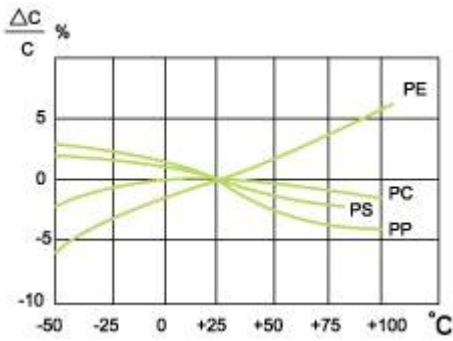


Lifetime expectancy vs. Charging temperature

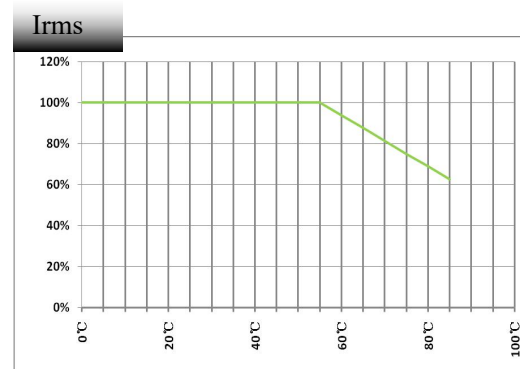


Lifetime expectancy vs. Charging voltage

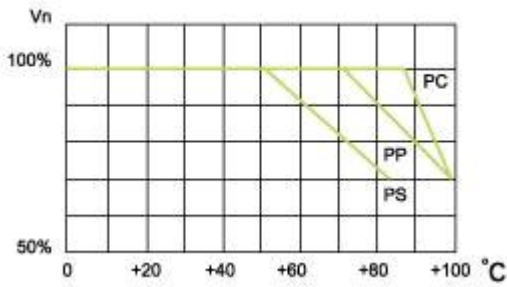
## 2. Temperature Characteristics



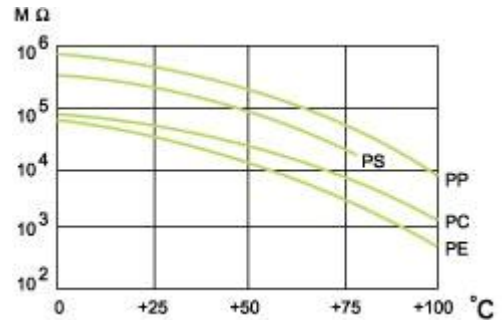
Capacitance change rate vs. Temperature



Operating current vs. Temperature

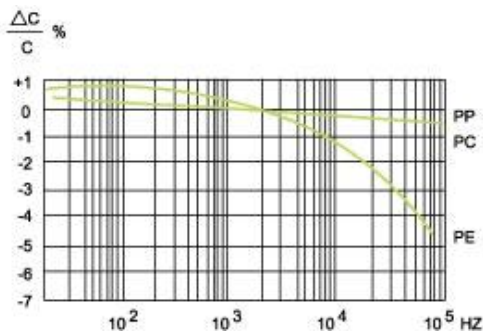


Operating voltage vs. Temperature

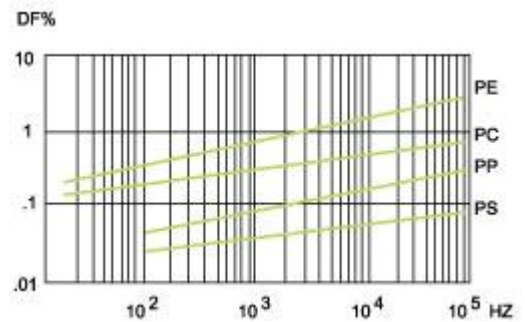


(CR value) IR vs. Temperature

## 3. Frequency Characteristics



Capacitance change rate vs. Frequency



Dissipation factor vs. Frequency