

**Features**

- Low Forward Voltage
- Epoxy Meets UL 94 V-0 Flammability Rating
- Moisture Sensitivity Level 1
- Halogen Free Available Upon Request By Adding Suffix "-HF"
- Lead Free Finish/RoHS Compliant ("P" Suffix Designates RoHS Compliant. See Ordering Information)

**Maximum Ratings**

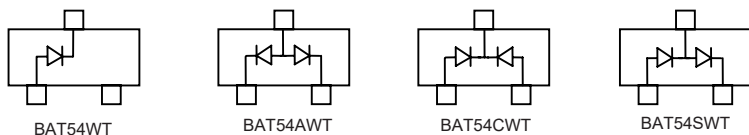
- Operating Junction Temperature Range: -55°C to +125°C
- Storage Temperature Range: -55°C to +150°C
- Thermal Resistance: 500°C/W Junction to Ambient

MCC Part Number	Device Marking	Maximum Recurrent Peak Reverse Voltage	Maximum RMS Voltage	Maximum DC Blocking Voltage
BAT54WT	KL5	30V	21V	30V
BAT54AWT	KL6	30V	21V	30V
BAT54CWT	KL7	30V	21V	30V
BAT54SWT	KL8	30V	21V	30V

**Electrical Characteristics @ 25°C Unless Otherwise Specified**

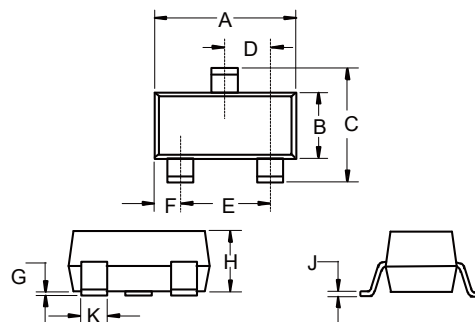
Average Forward Current	$I_{F(AV)}$	200mA	$T_A = 25^\circ\text{C}$
Peak Forward Surge Current	$I_{FSM}$	600mA	8.3ms
Repetitive Peak Forward Current	$I_{FRM}$	300mA	$t_p \leq 1s$ ; Duty Cycle $\leq 50\%$
Power Dissipation	$P_d$	200mW	$T_A = 25^\circ\text{C}$
Maximum Forward Voltage	$V_F$	240mV 320mV 400mV 500mV 800mV	$I_F = 0.1\text{mA}$ $I_F = 1.0\text{mA}$ $I_F = 10\text{mA}$ $I_F = 30\text{mA}$ $I_F = 100\text{mA}$
Maximum DC Reverse Current At Rated DC Blocking Voltage	$I_R$	2.0µA	$V_R = 25\text{V}$
Maximum Reverse Breakdown Voltage	$V_{(BR)}$	>30V	
Maximum Junction Capacitance	$C_J$	10pF	Measured at 1.0MHz, $V_R = 1.0\text{V}$
Maximum Reverse Recovery Time	$t_{rr}$	5.0ns	$I_F = I_R = 10\text{mA}$ ; $I_{rr} = 0.1 \times I_R$ , $R_L = 100\Omega$

**Internal Structure:**



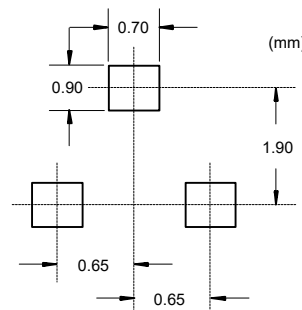
**200mW, 30V  
Schottky Barrier  
Diode**

**SOT-323**



DIM	INCHES		MM		NOTE
	MIN	MAX	MIN	MAX	
A	0.071	0.087	1.80	2.20	
B	0.045	0.053	1.15	1.35	
C	0.083	0.096	2.10	2.45	
D	0.026		0.65		TYP.
E	0.047	0.055	1.20	1.40	
F	0.012	0.016	0.30	0.40	
G	0.000	0.004	0.00	0.10	
H	0.035	0.044	0.90	1.10	
J	0.002	0.010	0.05	0.25	
K	0.006	0.016	0.15	0.40	

**Suggested Solder Pad Layout**



**Curve Characteristics**

Fig. 1 - Typical Instantaneous Forward Characteristics

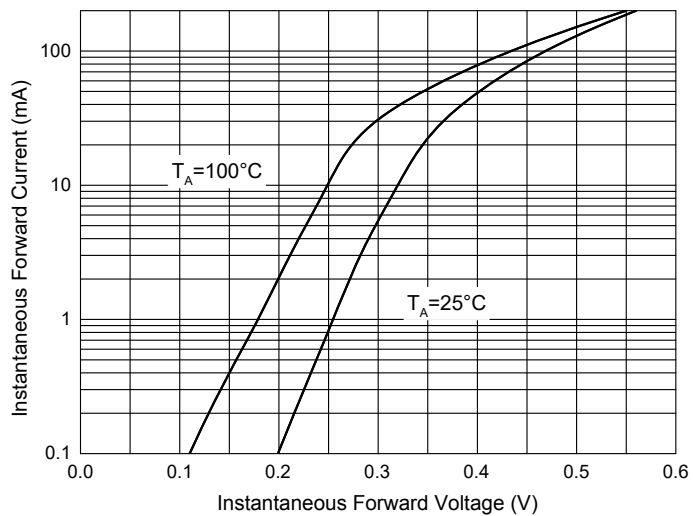


Fig. 2 - Typical Reverse Leakage Characteristics

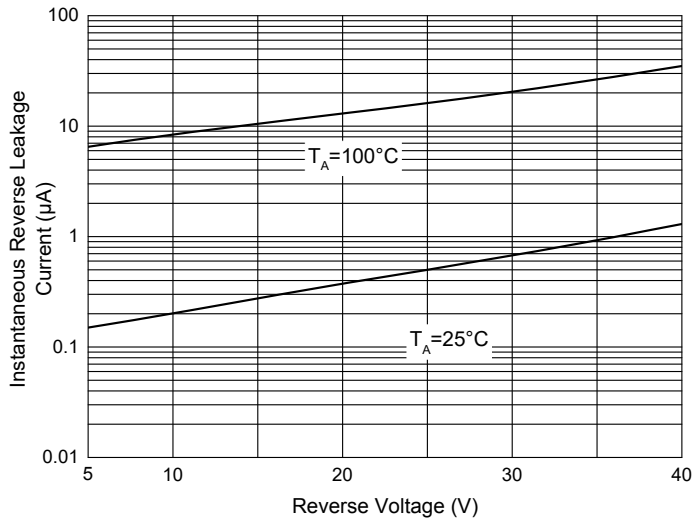
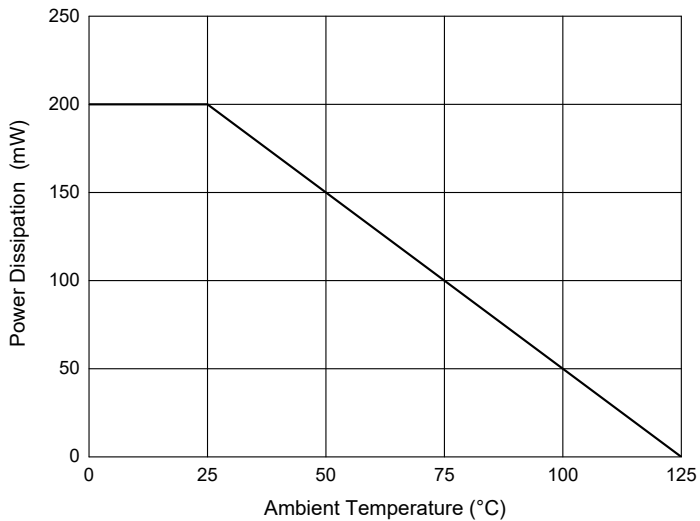


Fig. 3 - Power Derating Curve



## Ordering Information

Device	Packing
Part Number-TP	Tape&Reel: 3Kpcs/Reel

Note : Adding "-HF" Suffix For Halogen Free, eg. Part Number-TP-HF

**\*\*\*IMPORTANT NOTICE\*\*\***

**Micro Commercial Components Corp.** reserves the right to make changes without further notice to any product herein to make corrections, modifications , enhancements , improvements , or other changes . **Micro Commercial Components Corp .** does not assume any liability arising out of the application or use of any product described herein; neither does it convey any license under its patent rights ,nor the rights of others . The user of products in such applications shall assume all risks of such use and will agree to hold **Micro Commercial Components Corp .** and all the companies whose products are represented on our website, harmless against all damages.

**\*\*\*LIFE SUPPORT\*\*\***

MCC's products are not authorized for use as critical components in life support devices or systems without the express written approval of Micro Commercial Components Corporation.

**\*\*\*CUSTOMER AWARENESS\*\*\***

Counterfeiting of semiconductor parts is a growing problem in the industry. Micro Commercial Components (MCC) is taking strong measures to protect ourselves and our customers from the proliferation of counterfeit parts. MCC strongly encourages customers to purchase MCC parts either directly from MCC or from Authorized MCC Distributors who are listed by country on our web page cited below. Products customers buy either from MCC directly or from Authorized MCC Distributors are genuine parts, have full traceability, meet MCC's quality standards for handling and storage. **MCC will not provide any warranty coverage or other assistance for parts bought from Unauthorized Sources.** MCC is committed to combat this global problem and encourage our customers to do their part in stopping this practice by buying direct or from authorized distributors.