

DESCRIPTION

The SEULC0524PA is an ultra low capacitance TVS array designed to protect high speed data interfaces. This series has been specifically designed to protect sensitive components which are connected to high speed data and transmission lines from overvoltage caused by ESD (electrostatic discharge), CDE-(Cable Discharge Events), and EFT (electrical fast transients).

The SEULC0524PA has a typical capacitance of only 0.2pF between I/O pins. This allows it to be used on circuits operating in excess of 3GHz without signal attenuation.

FEATURES

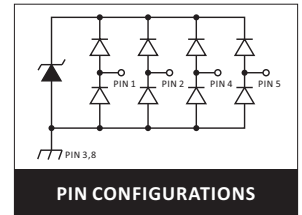
- >30 Watts Peak Pulse Power per Line (tp=8/20μs)
- >Protects Four I/O lines
- >Operating Voltage: 5.0V
- >Ultra Low Capacitance: 0.4pF typical (I/O to GND)
- >Weight: 8.0mg

APPLICATIONS

- > USB2.0, USB3.0, Ethernet
- > HDMI2.0, Displayport 1.3, eSATA
- > Unified Display Interface
- > Digital Visual Interface
- > High Speed Serial Interface

IEC COMPATIBILITY

- >IEC61000-4-2 (ESD) ±15kV (air), ±8kV (contact)
- >IEC61000-4-4 (EFT) 40A (5/50ns)
- >IEC61000-4-5 (Lightning) 3A (8/20μs)



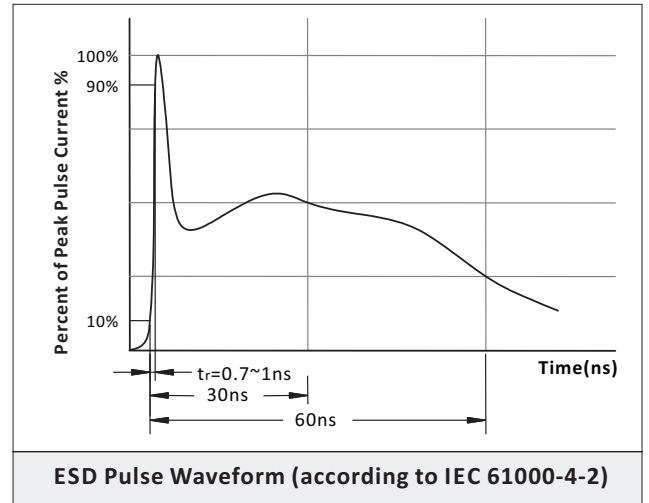
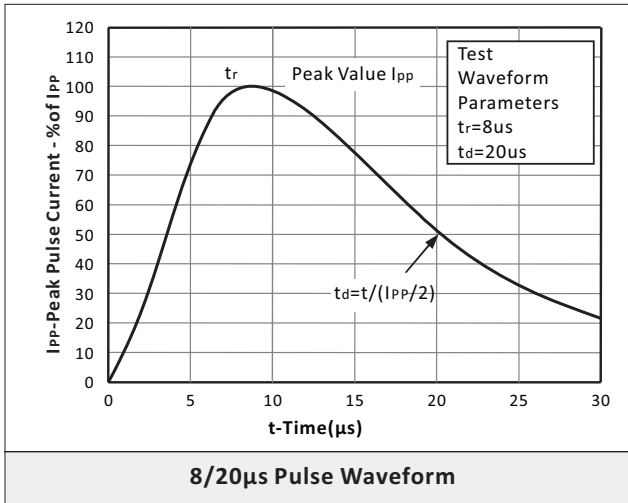
MAXIMUM RATINGS @ 25°C UNLESS OTHERWISE SPECIFIED

PARAMETER	SYMBOL	VALUE	UNIT
Peak Pulse Power (tp=8/20μs waveform)	PPP	30	Watts
Operating Temperature Range	TJ	-55~125	°C
Storage Temperature Range	TSTG	-55~150	°C

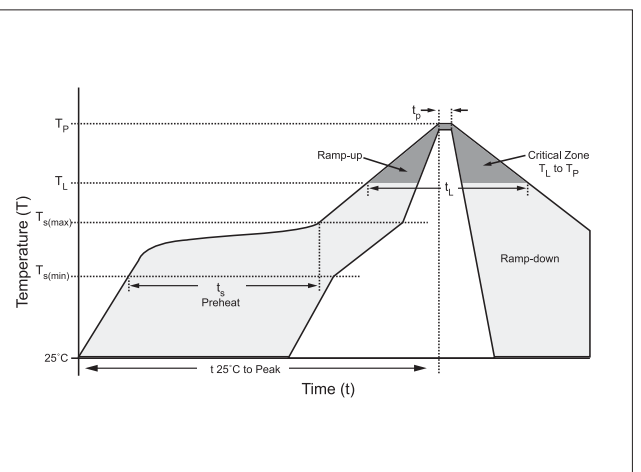
ELECTRICAL CHARACTERISTICS PER LINE @ 25°C UNLESS OTHERWISE SPECIFIED

PART NUMBER	V _{RWM}	V _B	I _T	V _C		I _R	C _j	C _j
	(V) Max.	(V) Min.	(mA)	Max.	@A	(μA) Max.	I/O-I/O (pF) Typ.	I/O-GND (pF) Typ.
SEULC0524PA	5.0	6.0	1	11.0	3.0	0.5	0.2	0.4



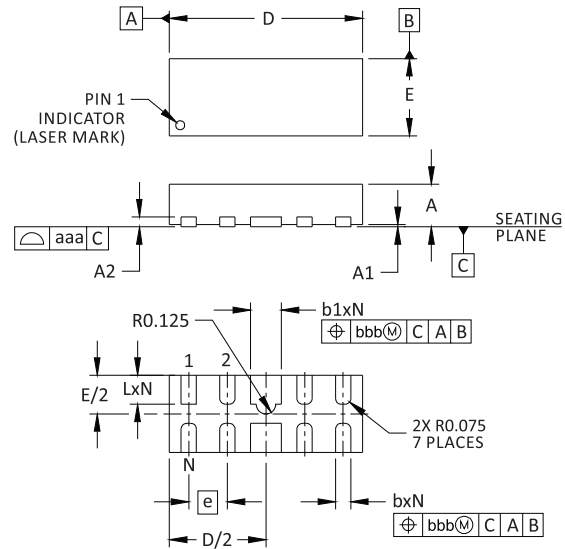
CHARACTERISTIC CURVES

REFLOW PROFILE

Reflow Condition		Lead-free assembly
Pre Heat	Temperature Min (Ts(min))	150°C
	Temperature Max (Ts(max))	200°C
	Time (min to max) (ts)	60 – 180 secs
Average ramp up rate (Liquidus Temp (TL) to peak)		3°C/second max
Ts(max)to TL - Ramp-up Rate		3°C/second max
Reflow	Temperature (TL) (Liquidus)	217°C
	Time (min to max) (tL)	60 – 150 seconds
Peak Temperature (Tp)		260°C
Time within 5°C of actual peak Temperature (tp)		20 – 40 seconds
Ramp-down Rate		6°C/second max
Time 25°C to peak Temperature (Tp)		8 minutes Max.
Do not exceed		260°C

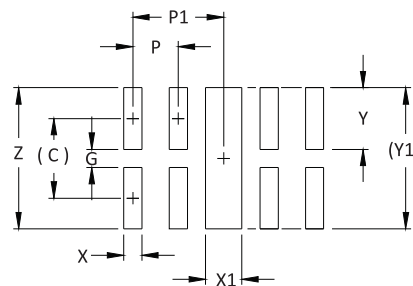


DFN2510P10 PACKAGE INFORMATION

OUTLINE DIMENSIONS				
DIM	MILLIMETERS		INCHES	
	MIN	MAX	MIN	MAX
A	0.40	0.60	0.016	0.024
A1	0	0.05	0	0.002
A2	(0.13)		(0.005)	
b	0.15	0.25	0.006	0.010
b1	0.35	0.45	0.014	0.018
D	2.40	2.60	0.094	0.102
E	0.90	1.10	0.035	0.043
e	0.50 BSC.		0.020 BSC.	
L	0.30	0.45	0.012	0.018
N	8		8	
aaa	0.08		0.003	
bbb	0.10		0.004	



PAD LAYOUT DIMENSIONS		
DIM	MILLIMETERS	INCHES
	NOMINAL	NOMINAL
C	0.87	0.034
G	0.20	0.008
P	0.50	0.020
P1	1.00	0.039
X	0.20	0.008
X1	0.40	0.016
Y	0.68	0.027
Y1	1.55	0.061
Z	1.55	0.061



ORDERING INFORMATION

Part Number	Marking Code	Component Package	QTY/Reel	Reel Size
SEULC0524PA	05U	DFN2510P10	3000PCS	7"



CONTACT US

Headquarters

No.3387 Shendu Road Pujiang I&E Park Minhang Shanghai
China

Hotline

400-021-5756

Web

[Http://www.semiware.com.cn](http://www.semiware.com.cn)

By Telephone

General: 86-21-3463-7172

Sales: 86-21-3463-7345

Technical Support: 86-21-34637172-8811

By Fax

General: 86-21-3965-0654

Sales: 86-21-3463-7458

By Email

General: china@semiware.com.cn

Sales: sales33@semiware.com.cn

Technical Support: fae03@semiware.com.cn

COPYRIGHT ©Semiware 2017 - This literature is subject to all applicable copyright laws and is not for resale in any manner.

SPECIFICATIONS: Semiware reserves the right to change the electrical and or mechanical characteristics described herein without notice.

DESIGN CHANGES : Semiware reserves the right to discontinue product lines without notice and that the final judgement concerning selection and specifications is the buyer's and that in furnishing engineering and technical assistance. Semiware assumes no responsibility with respect to the selection or specifications of such products. Semiware makes no warranty, representation or guarantee regarding the suitability of its products for any particular purpose, nor does Semiware assume any liability arising out of the application or use of any product or circuit and specifically disclaims any and all liability without limitation special, consequential or incidental damages.

LIFE SUPPORT POLICY: Semiware products are not authorized for use in life support systems without written consent from the factory

