


**■ Features**

- High current type.
- Ferrite bobbin core and compact size.
- Low core loss for high frequency power application.
- Large terminal surface for good PCB bonding.
- Operating temperature: -40°C ~ +125°C.

**■ Applications**

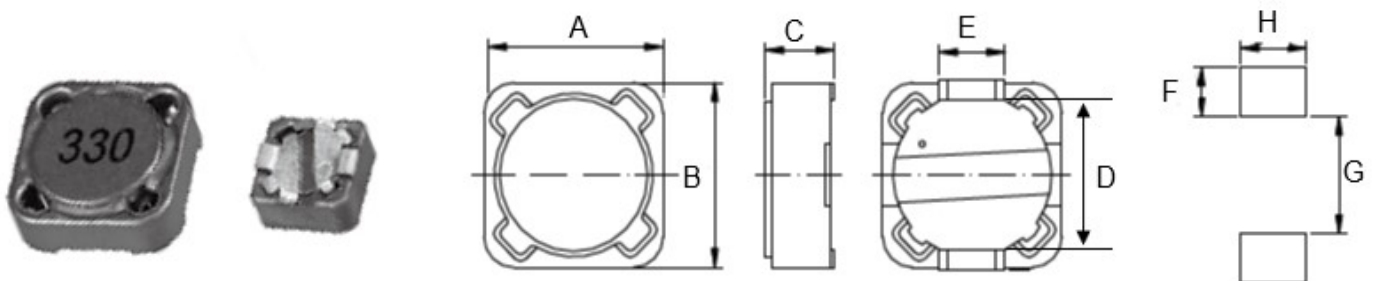
- Portable communication equipment.
- Notebook PC, digital camera, LCD television set.
- Power supply for VTR, OA equipment.
- DC/DC converters.

**■ Product Identification**



- (1) : Type
- (2) : Dimensions
- (3) : Inductance value
- (4) : Inductance Tolerance; N=±30%, M=±20%, K=±10%

**■ Shapes and Dimensions (Unit: mm)**



TYPE	A	B	C max	D	E	F Ref.	G Ref.	H Ref.
YPRH0704	7.30±0.5	7.30±0.5	4.5	5.40±0.2	1.8	1.6	4.8	2.2

### ■ YPRH0704 Series

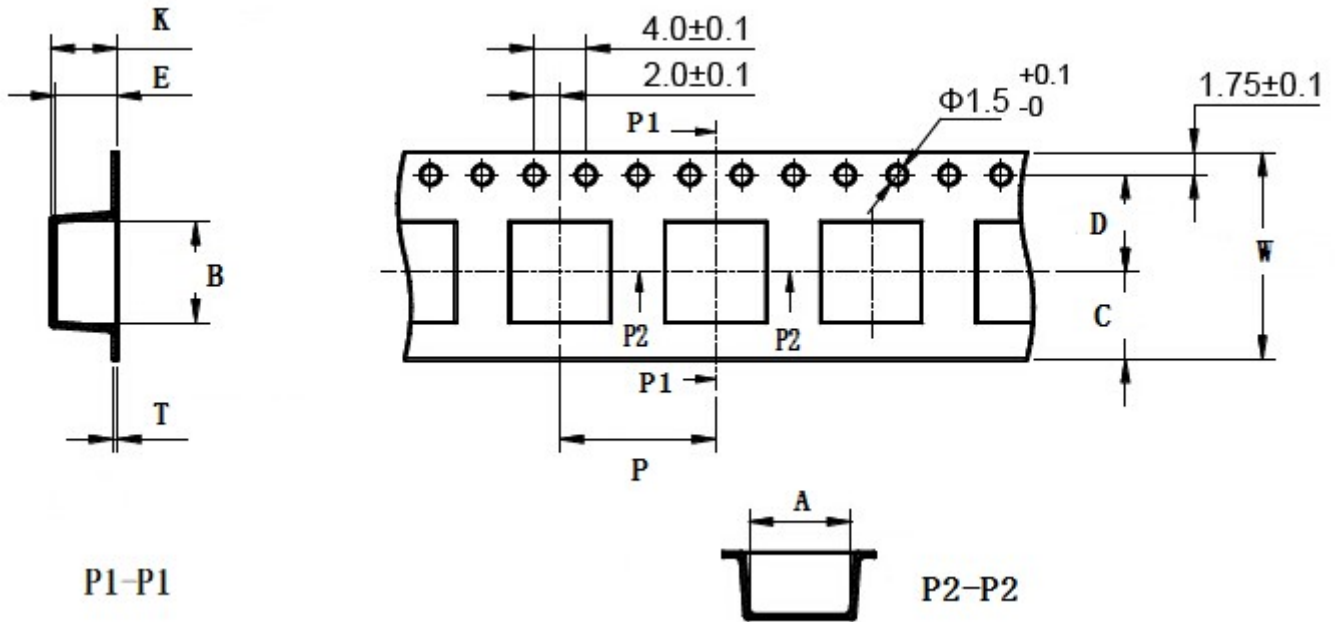
Part Number	Inductance (uH)	L Test Frequency (KHz)	Max.DC Resistance (Ω)	MAX.Rated Current (A)
YPRH0704-1R0□	1.00	100	0.015	9.00
YPRH0704-1R5□	1.50	100	0.018	7.00
YPRH0704-2R2□	2.20	100	0.028	6.00
YPRH0704-2R7□	2.70	100	0.020	4.56
YPRH0704-3R3□	3.30	100	0.025	4.20
YPRH0704-3R9□	3.90	100	0.030	3.90
YPRH0704-4R7□	4.70	100	0.038	3.70
YPRH0704-6R8□	6.80	100	0.045	3.00
YPRH0704-100□	10.0	100	0.049	1.84
YPRH0704-120□	12.0	100	0.058	1.71
YPRH0704-150□	15.0	100	0.081	1.47
YPRH0704-180□	18.0	100	0.091	1.31
YPRH0704-220□	22.0	100	0.110	1.23
YPRH0704-270□	27.0	100	0.150	1.12
YPRH0704-330□	33.0	100	0.170	0.96
YPRH0704-390□	39.0	100	0.230	0.91
YPRH0704-470□	47.0	100	0.260	0.88
YPRH0704-560□	56.0	100	0.350	0.75
YPRH0704-680□	68.0	100	0.380	0.69
YPRH0704-820□	82.0	100	0.430	0.61
YPRH0704-101□	100	100	0.610	0.60
YPRH0704-121□	120	100	0.660	0.52
YPRH0704-151□	150	100	0.880	0.46
YPRH0704-181□	180	100	0.980	0.42
YPRH0704-221□	220	100	1.170	0.36
YPRH0704-271□	270	100	1.640	0.34

### ■ YPRH0704 Series

Part Number	Inductance (uH)	L Test Frequency (KHz)	Max.DC Resistance (Ω)	MAX.Rated Current (A)
YPRH0704-331□	330	100	1.860	0.32
YPRH0704-391□	390	100	2.850	0.29
YPRH0704-471□	470	100	3.010	0.26
YPRH0704-561□	560	100	3.620	0.23
YPRH0704-681□	680	100	4.630	0.22
YPRH0704-821□	820	100	5.200	0.20
YPRH0704-102□	1000	100	6.000	0.18

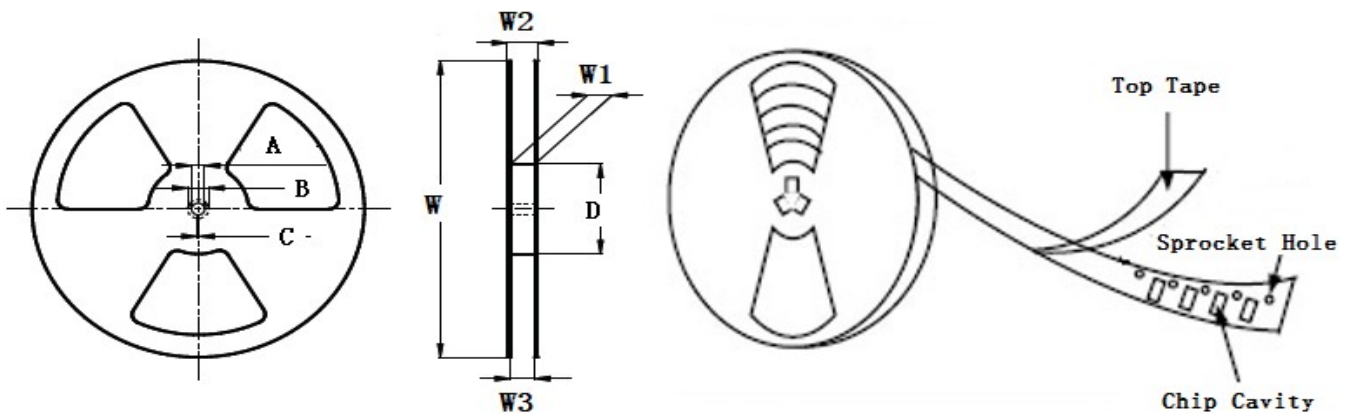
- ※ The saturation current value is the DC current value having inductance decrease down to 30%.(at 20°C)
- ※ The temperature rise current value is the DC current value having temperature increase up to 40°C. (at 20°C)
- ※ The rated current is the DC current value that satisfies both of current value saturation current value and temperature rise current value.

**■ Taping Dimensions(Unit:mm)**



TYPE	MPQ	W	A	B	C	D	E	P	K	T
YPRH0704	1000	16±0.3	7.8±0.1	7.8±0.1	6.75	7.5±0.1	4.8±0.1	12±0.1	5.1 Ref	0.35±0.05

**■ Reel Dimensions(Unit:mm)**



TYPE	W	W1	W2	W3	A	B	C	D
YPRH0704	330±2.00	16.4±1.50	22.40 Max	15.90 Min	13.0±0.50	21.0±0.80	2.0±0.50	100 Min

**Direction of rolling**



**Cover tape peel off condition**



Cover tape peel force shall be 0.1N to 1.3N.

Reference peel speed  $300 \pm 10$ mm/min.