

## Surface Mount Fast Recovery Rectifier



### Features

- Low profile package
- Ideal for automated placement
- Glass passivated chip junction
- High forward surge capability
- Fast reverse recovery time
- Meets MSL level 1, per J-STD-020, LF maximum peak of 260 °C

### Typical Applications

For use in fast switching rectification of power supplies, inverters, converters, and freewheeling diodes for consumer, and telecommunication.



### Mechanical Data

- **Package:** DO-214AC (SMA)  
Molding compound meets UL 94 V-0 flammability rating, RoHS-compliant, halogen-free
- **Terminals:** Tin plated leads, solderable per J-STD-002 and JESD22-B102
- **Polarity:** Cathode line denotes the cathode end

### ■ Maximum Ratings (Ta=25°C Unless otherwise specified)

PARAMETER	SYMBOL	UNIT	GR1A	GR1B	GR1D	GR1G	GR1J	GR1K	GR1M
Device marking code			GR1A	GR1B	GR1D	GR1G	GR1J	GR1K	GR1M
Repetitive peak reverse voltage	VRRM	V	50	100	200	400	600	800	1000
Average rectified output current @60Hz sine wave, Resistance load, TL (FIG.1)	IO	A	1.0						
Surge(non-repetitive)forward current @ 60Hz Half-sine wave,1 cycle, Ta=25°C	IFSM	A	30						
Storage temperature	Tstg	°C	-55~+150						
Junction temperature	Tj	°C	-55 ~ +150						

### ■ Electrical Characteristics (Ta=25°C Unless otherwise specified)

PARAMETER	SYMBOL	UNIT	TEST CONDITIONS	GR1A	GR1B	GR1D	GR1G	GR1J	GR1K	GR1M
Maximum instantaneous forward voltage drop per diode	VF	V	IFM=1.0A	1.3						
Maximum reverse recovery time	TRR	ns	IF=0.5A, IR=1.0A, Irr=0.25A	150			250		500	
Maximum DC reverse current at rated DC blocking voltage per diode@ VRM=VRRM	IRRM	µA	Ta=25°C	5						
			Ta=125°C	100						



# GR1A THRU GR1M

## ■ Thermal Characteristics (T<sub>a</sub>=25°C Unless otherwise specified)

PARAMETER	SYMBOL	UNIT	GR1A	GR1B	GR1D	GR1G	GR1J	GR1K	GR1M
Typical Thermal Resistance	R <sub>θJ-A</sub>	°C/W	75 <sup>(1)</sup>						
	R <sub>θJ-L</sub>		22 <sup>(1)</sup>						
	R <sub>θJ-C</sub>		20 <sup>(1)</sup>						

Note

(1) Thermal resistance from junction to ambient and from junction to lead mounted on P.C.B. with 0.2" x 0.2" (5.0 mm x 5.0 mm) copper pad areas

## ■ Characteristics (Typical)

FIG.1: I<sub>o</sub>-T<sub>L</sub> Curve

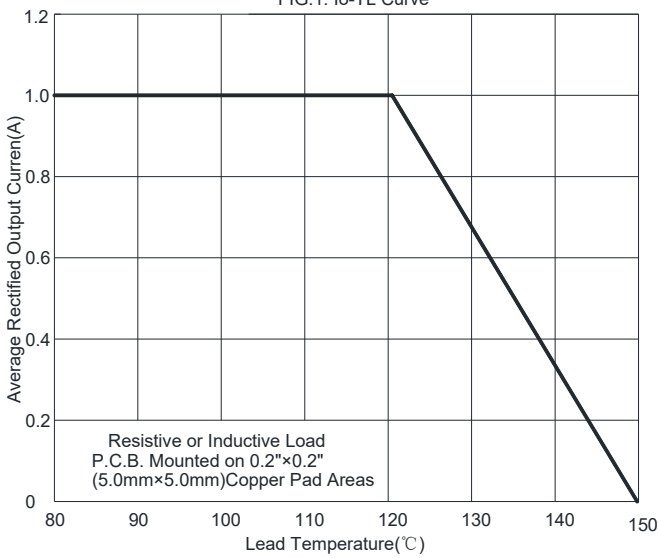


FIG2: Surge Forward Current Capability

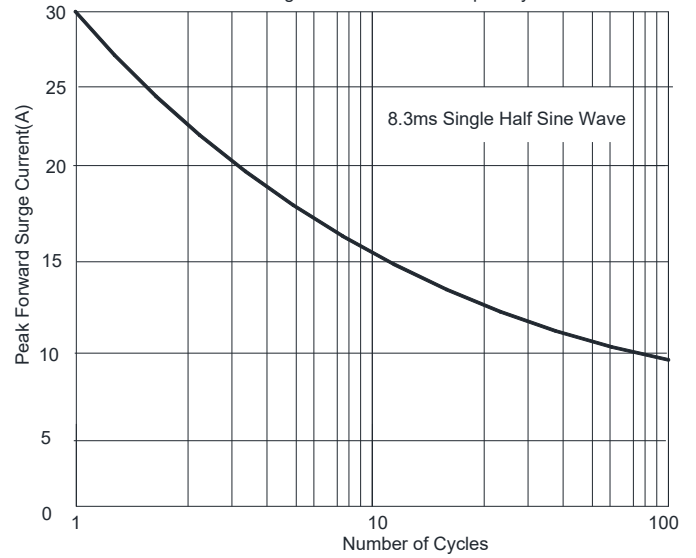


FIG3: Forward Voltage

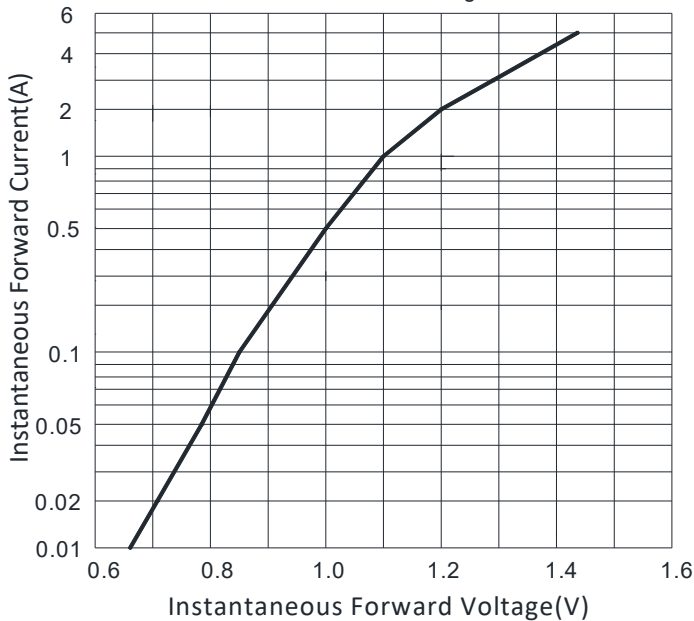


FIG4: Typical Reverse Characteristics

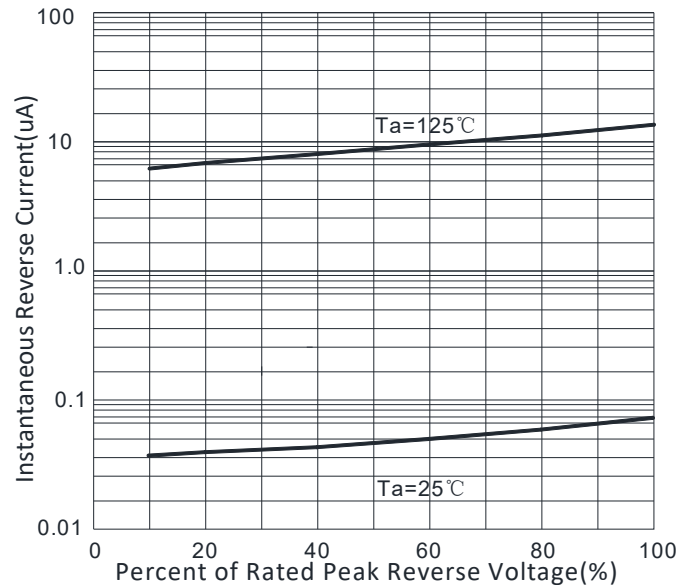
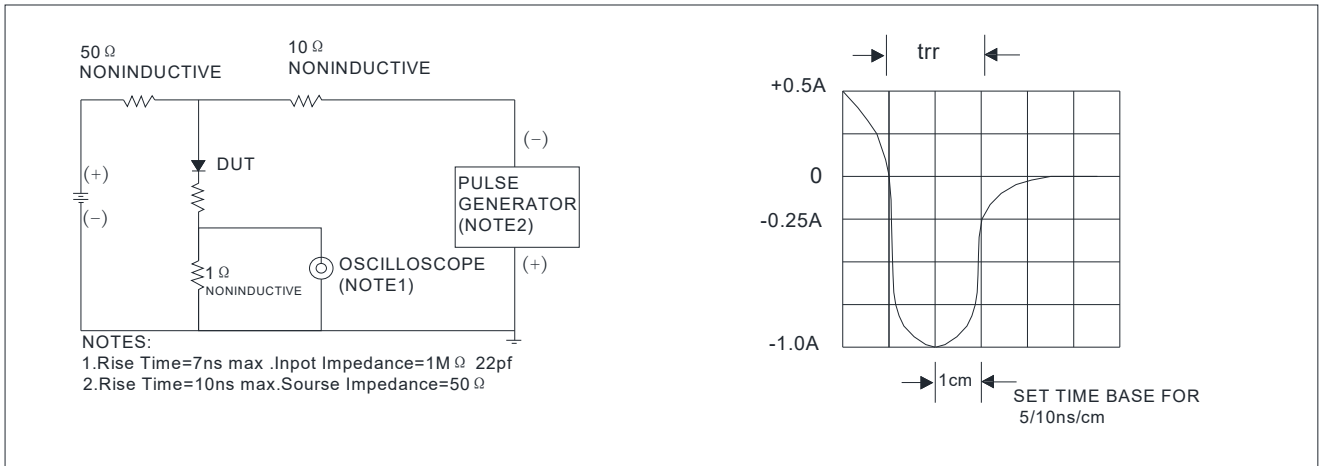


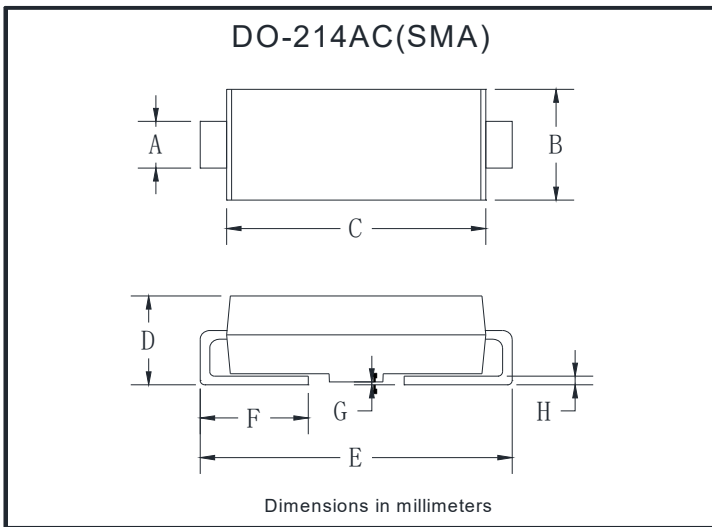
FIG.5: Diagram of circuit and Testing wave form of reverse recovery time



### Ordering Information (Example)

PREFERRED P/N	PACKAGE CODE	UNIT WEIGHT(g)	MINIMUM PACKAGE(pcs)	INNER BOX QUANTITY(pcs)	OUTER CARTON QUANTITY(pcs)	DELIVERY MODE
GR1A-GR1M	F1	Approximate 0.059	5000	10000	80000	13" reel
GR1A-GR1M	F2	Approximate 0.059	7500	15000	120000	13" reel
GR1A-GR1M	F3	Approximate 0.059	7500	15000	60000	13" reel
GR1A-GR1M	F4	Approximate 0.059	1800	7200	57600	7" reel
GR1A-GR1M	F5	Approximate 0.059	2000	8000	64000	7" reel
GR1A-GR1M	F6	Approximate 0.059	5000	10000	100000	13" reel

### Outline Dimensions

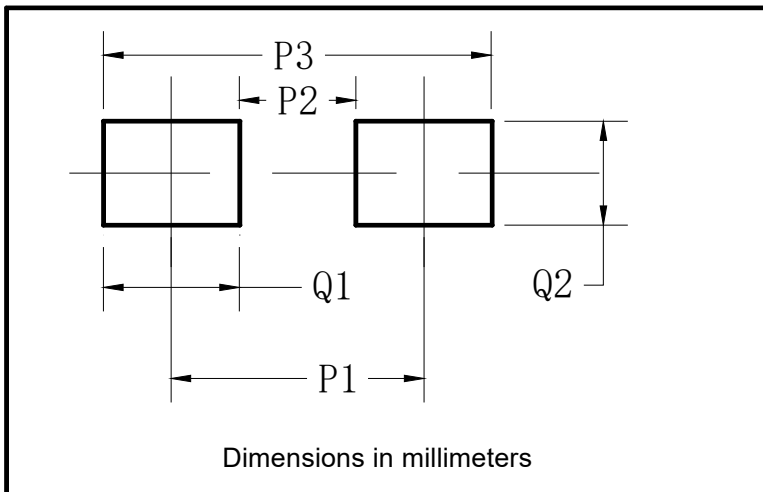


DO-214AC(SMA)		
Dim	Min	Max
A	1.25	1.58
B	2.40	2.83
C	4.25	4.75
D	1.90	2.30
E	4.93	5.28
F	0.76	1.41
G	0.08	0.20
H	0.15	0.31



## GR1A THRU GR1M

### ■ Suggested Pad Layout



DO-214AC(SMA)	
Dim	Millimeters
P1	4.00
P2	1.50
P3	6.50
Q1	2.50
Q2	1.70



## GR1A THRU GR1M

---

### Disclaimer

The information presented in this document is for reference only. Yangzhou Yangjie Electronic Technology Co., Ltd. reserves the right to make changes without notice for the specification of the products displayed herein to improve reliability, function or design or otherwise.

The product listed herein is designed to be used with ordinary electronic equipment or devices, and not designed to be used with equipment or devices which require high level of reliability and the malfunction of which would directly endanger human life (such as medical instruments, transportation equipment, aerospace machinery, nuclear-reactor controllers, fuel controllers and other safety devices), Yangjie or anyone on its behalf, assumes no responsibility or liability for any damages resulting from such improper use of sale.

This publication supersedes & replaces all information previously supplied. For additional information, please visit our website [http:// www.21yangjie.com](http://www.21yangjie.com) , or consult your nearest Yangjie's sales office for further assistance.