



SPECIFICATION

Customer Name					
Customer No.					
Product Description			0805 Top View Green LED		
Product Model			ORH-G35A		
Orient Confirm			Customer Confirm		
Approved by	Checked by	Prepared by	Approved by	Quality	Engineering
Linshixiu	Sushiheng	Zhaowanbao			
Judge outcome:		OK	Judge outcome:		



静电敏感元件



Add: Building 1,21 Jinhui Road, Jianghai district, Jiangmen


TEL: +86-750-3697838

URL: www.orient-opto.com



1、 Features

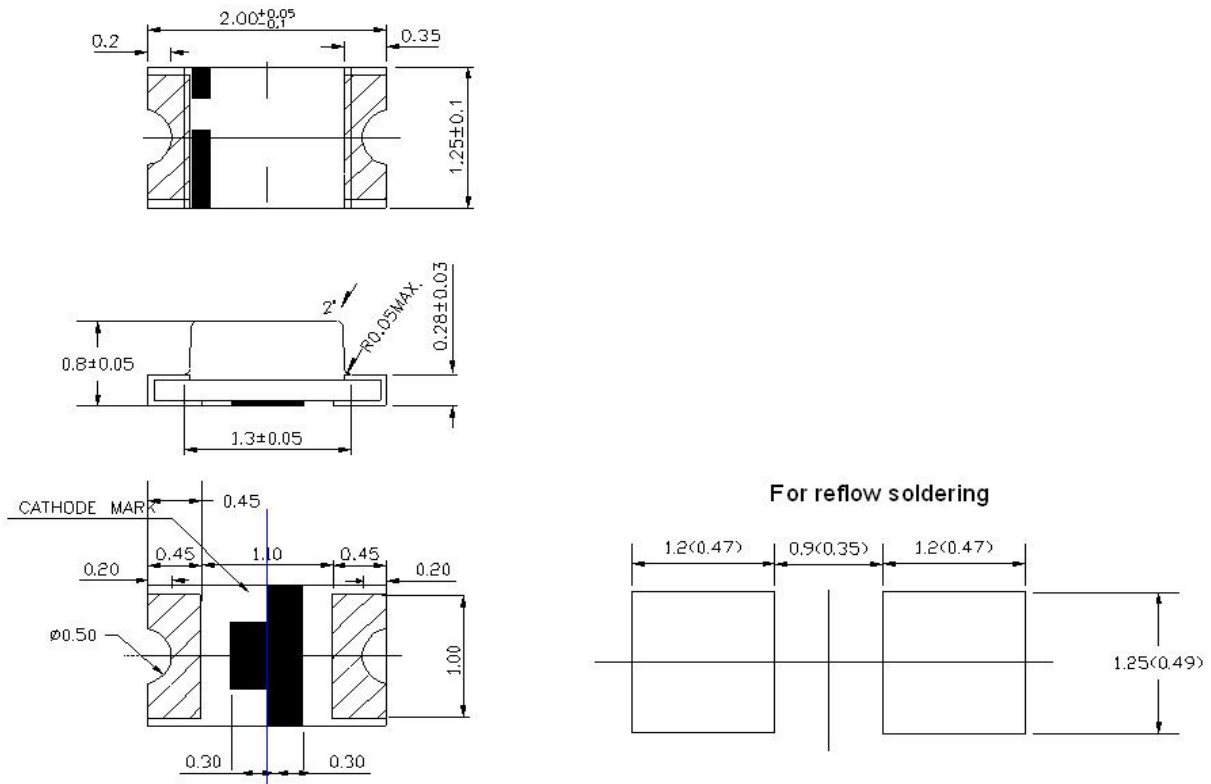
- Emitted Color : Super Green.
- Lens Appearance : Water Clear.
- Mono-color type.
- 2.0x1.25x0.8mm(0805) standard package.
- Suitable for all SMT assembly methods.
- Compatible with infrared and vapor phase reflow solder process.
- Compatible with automatic placement equipment.
- This product doesn't contain restriction substance, comply RoHS standard.



2、 Applications

- Automotive : Dashboards, stop lamps, turn signals.
- Backlighting : LCDs, Key pads advertising.
- Status indicators : Consumer & industrial electronics.
- General use.

3、 Package Outline Dimensions



Notes:

- 1). All dimensions are in millimeters (inches).
- 2). Tolerance is $\pm 0.10\text{mm}$ ($0.004''$) unless otherwise specified.
- 3). Specifications are subject to change without notice.



4、 Absolute maximum ratings at Ta=25°C

Parameter	Symbol	Rating	Unit
Power Dissipation	P_D	120	mW
Forward Current	I_F	30	mA
Peak Forward Current ^{*1}	I_{FP}	100	mA
Reverse Voltage	V_R	5	V
Operating Temperature Range	T_{opr}	-40~+85	°C
Storage Temperature Range	T_{stg}	-40~+100	°C
Electrostatic Discharge	ESD	2000(HBM)	V
Soldering Temperature	T_{sld}	Reflow Soldering:260°C for 10 secs Hand Soldering: 350°C for 3 secs	

Notes: ^{*1} Condition for I_{FP} is pulse of 1/10 duty and 0.1msec width.

5、 Electrical-optical characteristics at Ta=25°C

Parameter	Condition	Symbol	Min.	Typ.	Max.	Unit
Forward Voltage	$I_F=20mA$	V_F	2.8	3.0	3.3	V
Luminous Intensity	$I_F=20mA$	I_v	800	1000	1100	mcd
Reverse Current	$V_R=5V$	I_R	-	-	1	uA
Peak Wave Length	$I_F=20mA$	λ_P	-	525	-	nm
Dominant Wave Length	$I_F=20mA$	λ_D	522	525	531	nm
Spectral Line Half-width	$I_F=20mA$	$\Delta\lambda$	-	30	-	nm
Viewing Angle	$I_F=20mA$	$2\theta_{1/2}$	-	132	-	deg

Notes:

- 1、 Tolerance of luminous flux is $\pm 10\%$.
- 2、 Tolerance of forward voltage is $\pm 0.1V$.

6、Typical optical characteristics curves

Fig.1 Relative intensity vs. wavelength

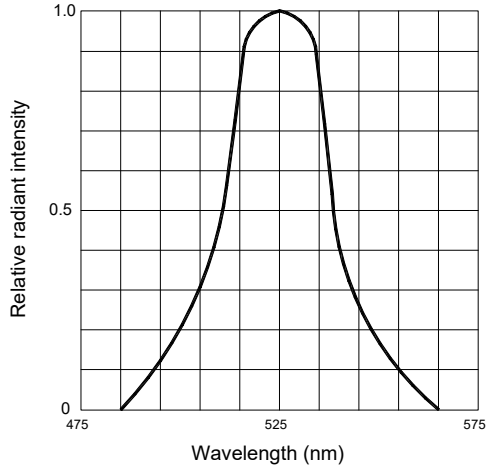


Fig.2 Forward current derating curve vs. ambient temperature

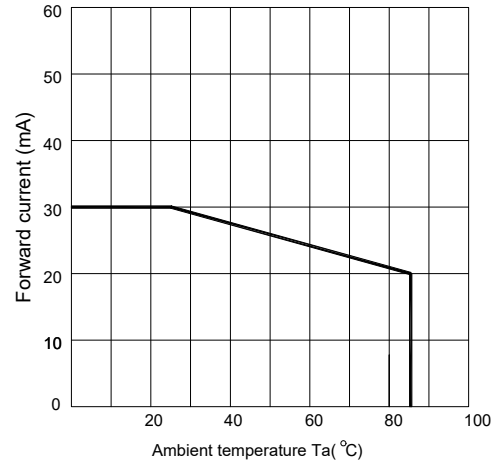


Fig.3 Forward current vs. forward voltage

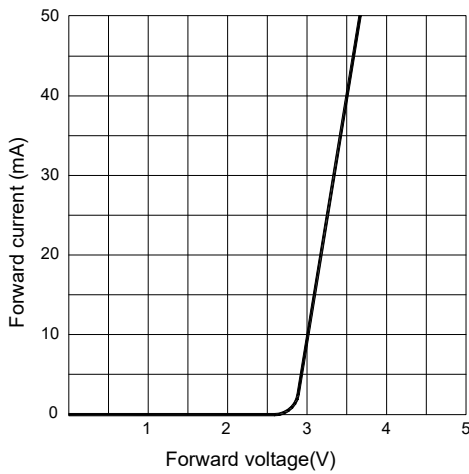


Fig.4 Relative luminous intensity vs. ambient temperature

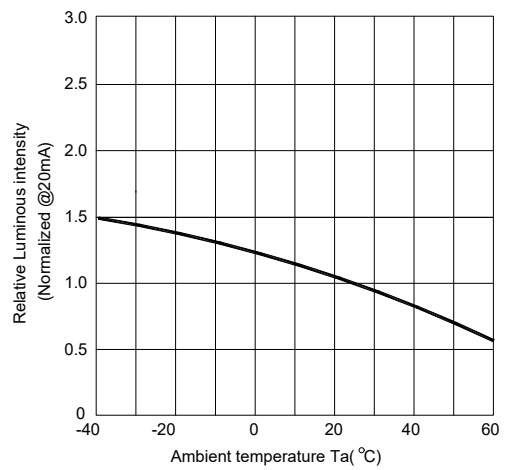


Fig.5 Relative luminous intensity vs. forward current

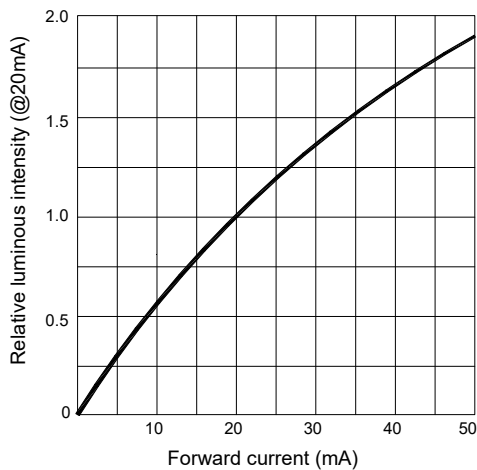
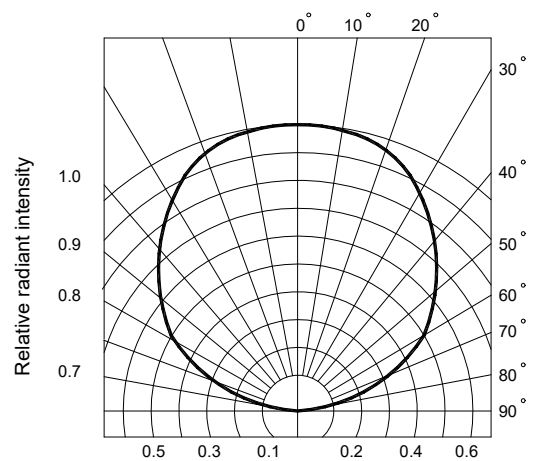


Fig.6 Radiation diagram





7、 Bin Limits

Intensity Bin Limits (At 20mA)

BIN CODE	Min.(mcd)	Max.(mcd)
Q	800	900
W	900	1000
E	1000	1100

Notes: Tolerance for each Bin limit is $\pm 10\%$.

Color Bin Limits (At 20mA)

BIN CODE	Min.(nm)	Max.(nm)
1	522	525
2	525	528
3	528	531

Notes: Tolerance for each Bin limit is ± 1 nm.

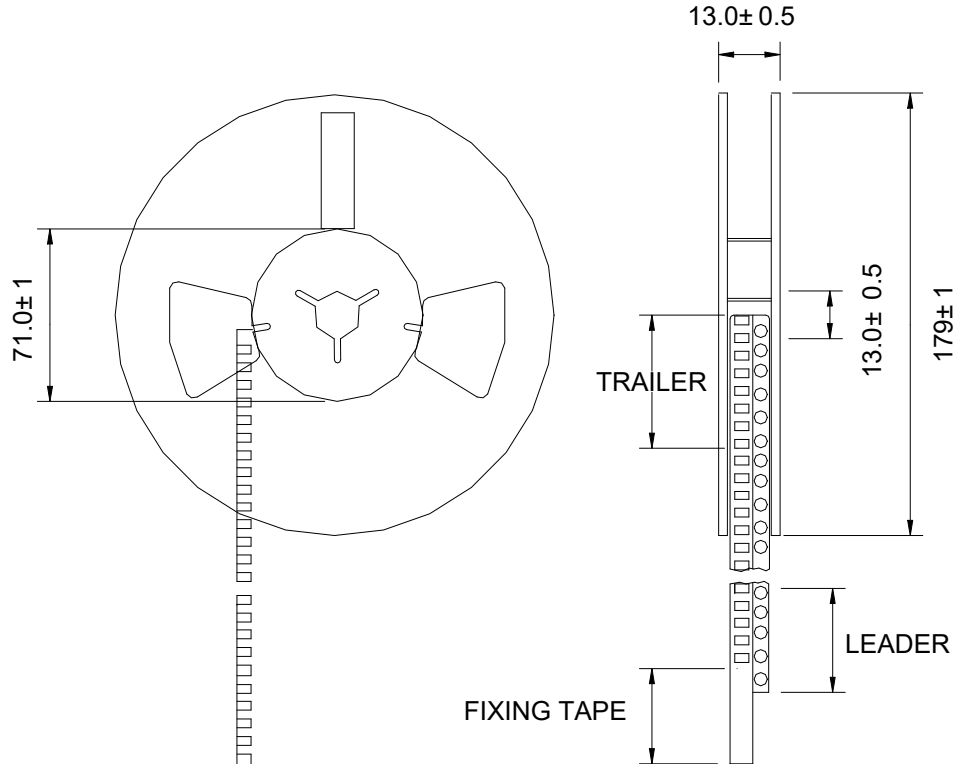
V_F Bin Limits (At 20mA)

BIN CODE	Min.(V)	Max.(V)
S	2.8	2.9
D	2.9	3.0
F	3.0	3.1
G	3.1	3.2
H	3.2	3.3

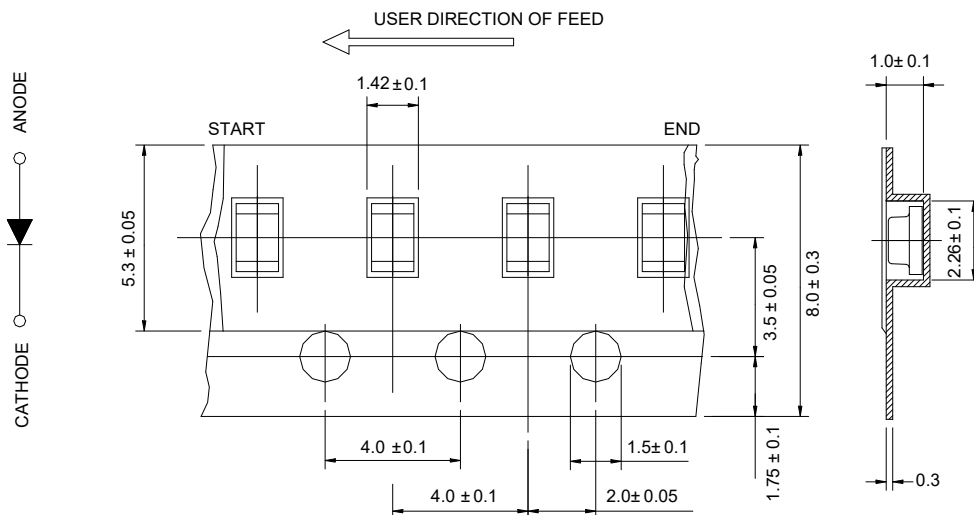
Notes: Tolerance for each Bin limit is ± 0.1 V.

8、Packaging Specification

●Dimensions for Reel (Unit: mm)



●Dimensions of Tape (Unit: mm)



Notes:

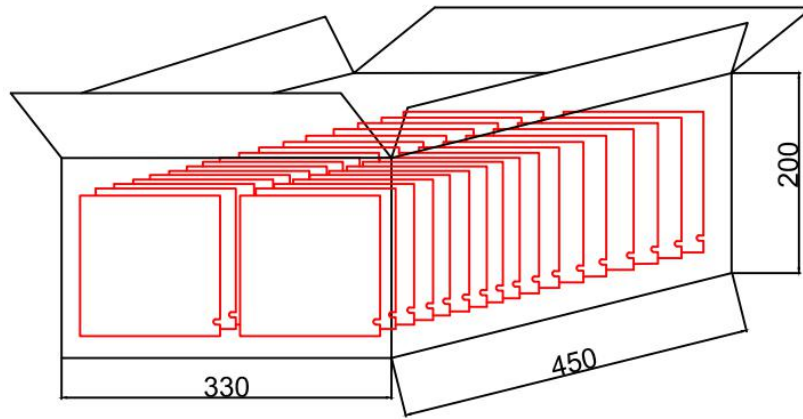
- 1、 All dimensions are in mm, tolerance is ± 0.1 mm unless otherwise noted.
- 2、 Specifications are subject to change without notice.
- 3、 Loaded quantity: 3000 pcs/reel.



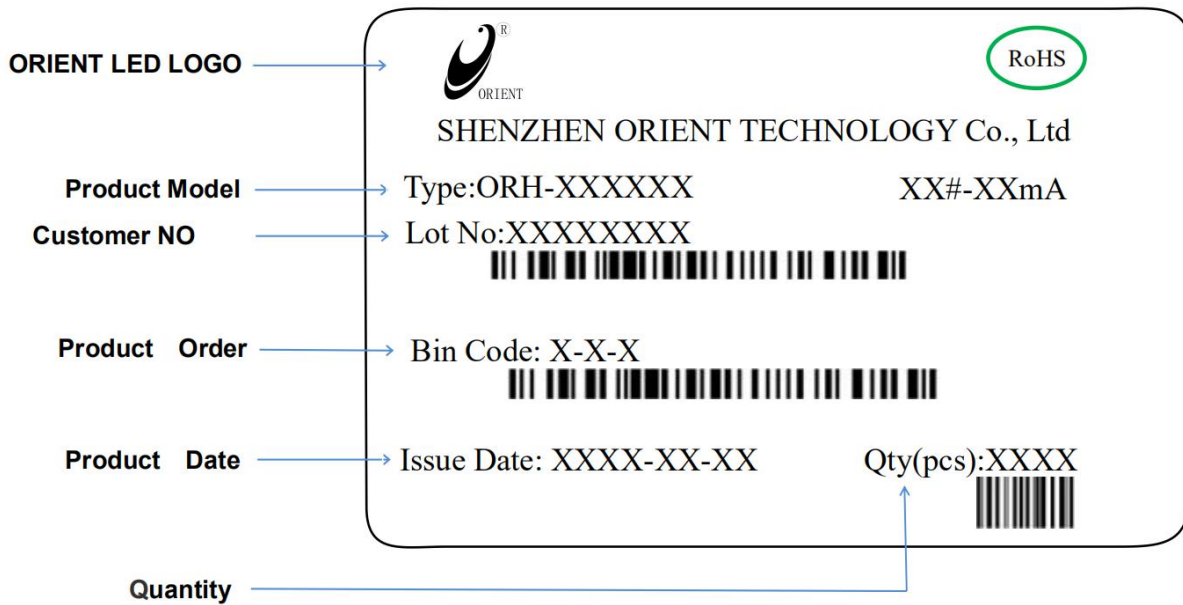
●Package Method: Vacuum (Unit: mm)

50bag/box

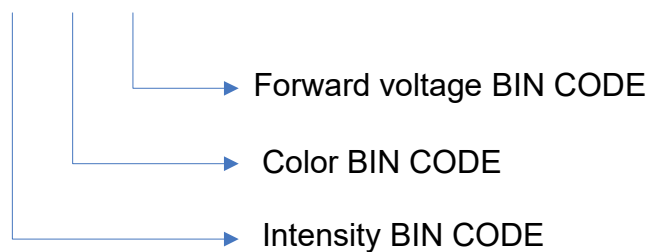
3000pcs/bag



9、 Label description



●BIN description: X - X - X





10、Reliability Test Items and Conditions

Test Item	Test Conditions	Test Hours / Times	Units Failed / Tested	Ac/ Re	Criteria	
					I _v @ 20mA	V _F @ 20mA
Reflow Soldering	260°C(Max.), within 10seconds. (Max.)	3 times	0/20	0/1	<±10%	<±10%
Temperature cycle	-40°C 30min ↑↓25°C(5min) 100°C 30min	10 cycles	0/20	0/1		
Thermal Shock	-40°C 20min ↑↓ 5sec 100°C 20min	10 cycles	0/20	0/1		
Operation Life	I _F =20mA Ta=25°C	1000 hours	0/20	0/1	> 70%	< 110%
High Temperature High Humidity Storage	Ta=100°C RH=90-95%	240 hours	0/20	0/1		
High Temperature Storage	Ta=100°C	1000 hours	0/20	0/1		
Low Temperature Storage	Ta=-40°C	1000 hours	0/20	0/1		

Notes:

- 1、 Measurement shall be taken within 2 hours.
- 2、 The tested LED have been returned to normal ambient conditions before testing.

11、Precautions for use



1、Soldering

SMD LED encapsulation is very flexible, outside force easily demolish radiant surface and plastic, As soldering , Please handle with care !

1.1. With No-clean Flux, according to reflow soldering cure condition when soldering, Reflow soldering should not be done more than two times, simultaneity you must insure clean on the radiant surface. Otherwise, foreign objects can affect radiant color.

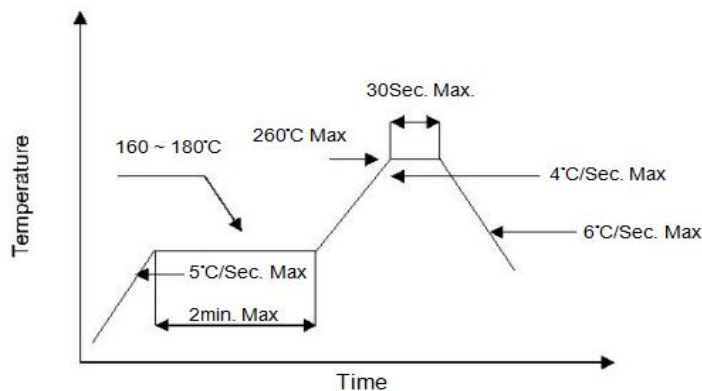
1.2. Don't process manual soldering except repair. Recommended to be soldered with 25W Anti-static iron, The temp. of the iron should be lower than 300°C and soldering time should not be done more than three seconds, at the same time iron can't touch radiant surface and plastic.

1.3. Don't twist LED in course of manual soldering and experiment, otherwise, the lights will not work possibly.

1.4. Please use the same BIN grade in one panel, and don't mix the difference BIN grade in one panel when soldering. Otherwise, it will cause a serious uneven color problem.

1.5. Please control the sulfur content of solder paste and PCB.

1.6. Pb-free solder temp.-time profile as below:260°C Max



2、Cleaning

2.1. Don't be cleaned with ultrasonic. Recommended to be wiped with isopropyl alcohol or pure alcohol, wiping time should not be more than one minute. LED must be placed at room temperature for fifteen minutes before using. After cleaning, you must insure clean on the radiant surface. Otherwise, foreign objects can affect radiant color.

2.2. LED can not be in contact with isoamyl acetate, trichloroethylene, acetone, sulfide, nitride, acid, alkali, salt. These matter can destroy LED.

3、Sealing

3.1. Sealing glue can not contain sodium ion, sulfide, because these matter can affect fluorescence powder poisoning.

3.2. When using normal sealing glue, Recommended to be operated life for 168hrs under normal temperature.

4、Storage

4.1. Don't open the moisture proof bag before ready to use the LEDs.



4.2. The LEDs should be kept at 30°C or less and 60%RH or less before opening the package. The max. storage period before opening the package is 1 year.

4.3. After opening the package, the LEDs should be kept at 30-35%RH or less, and it should be used within 3 days. If the LEDs should be kept at 30-35%RH or more, and it should be used within 4 hours.

4.4. If the LEDs be kept over the conditions of 20%, baking is required before mounting. Baking condition as below: 70±5°C for 12 hrs for bulk goods, 105±5°C for 1 hrs for roll goods.

4.5. The environment have no acid, alkali, corrosive gas, intensively shake and high magnetic field.

5、Static

5.1. Static and Peak surge voltage can destroy LED, Avoiding Instantaneous voltage when turn on or turn off the lights.

5.2. Please wear Anti-static wrist band, Anti-static glove, Anti-static shoes in the course of operation, and the equipment must be grounded.

6、Test

6.1. Customer must apply the current limiting resistor in the circuit so as to drive the LEDs within the rated current. Otherwise slight voltage shift maybe will cause big current change and burn out will happen.

6.2. Also, caution should be taken not to overload the LEDs with instantaneous high voltage at the turning ON and OFF of the circuit. Otherwise, The LEDs will be destroyed, testing methods as follows:

6.3. The reverse voltage mustn't exceed 5v when lighting on or testing the LED, otherwise, The LEDs will be damaged.

7、Else

Radiant color of LEDs have a little change with the current, recommended that LED is used in series and resistance, when lighting, please don't see directly radiant surface of LED, otherwise LED will burn eyes.