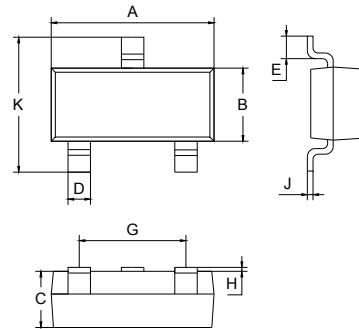


### FEATURES

- Epitaxial planar die construction.
- Complementary NPN type available (MMBT4401).
- Also available in lead free version.
- Ideal for medium power amplification and switching.

### APPLICATIONS

- Ideal for medium power amplification and switching.



SOT-23		
Dim	Min	Max
A	2.70	3.10
B	1.10	1.50
C	1.0 Typical	
D	0.4 Typical	
E	0.35	0.48
G	1.80	2.00
H	0.02	0.1
J	0.1 Typical	
K	2.20	2.60
All Dimensions in mm		

### ORDERING INFORMATION

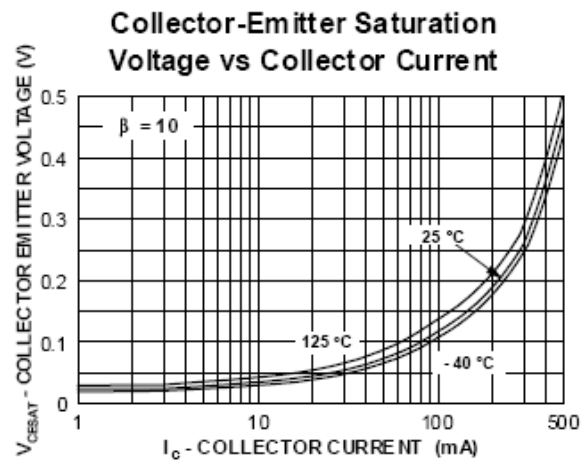
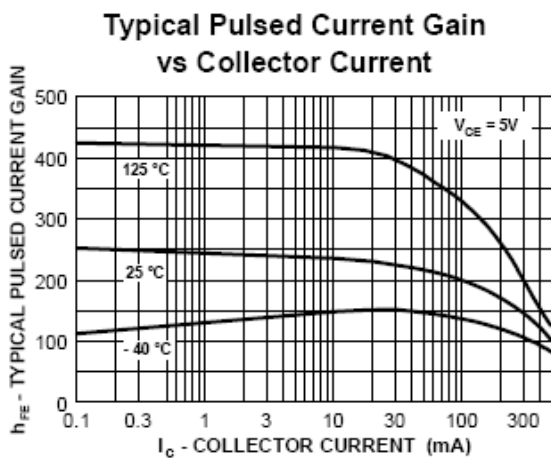
Type No.	Marking	Package Code
MMBT4403	2T	SOT-23

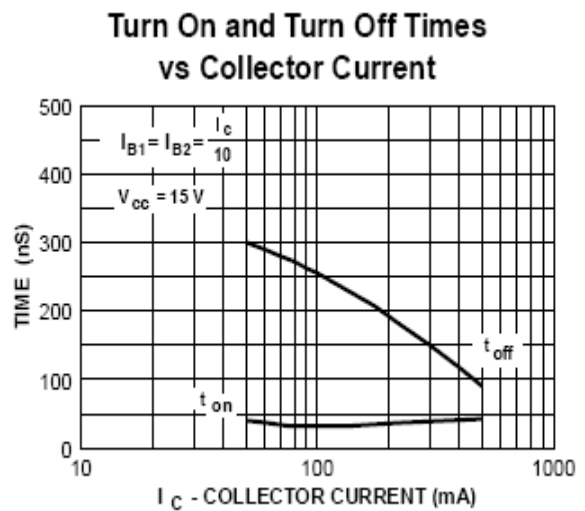
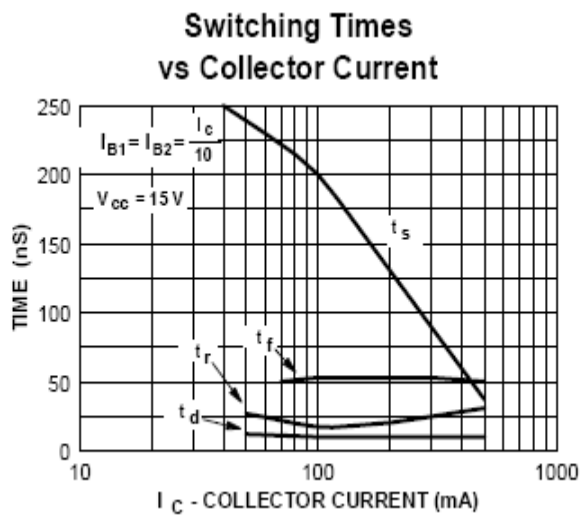
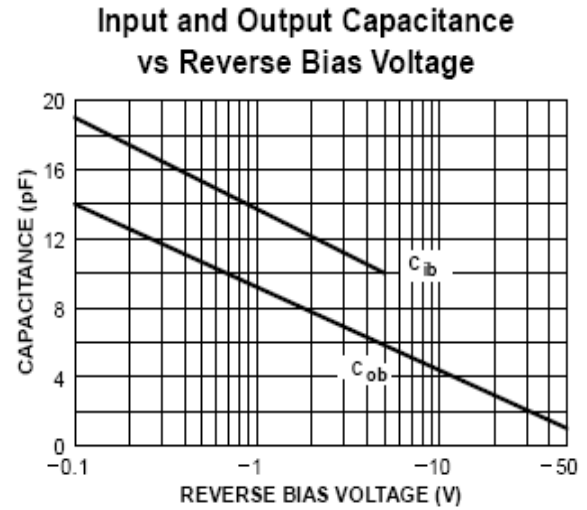
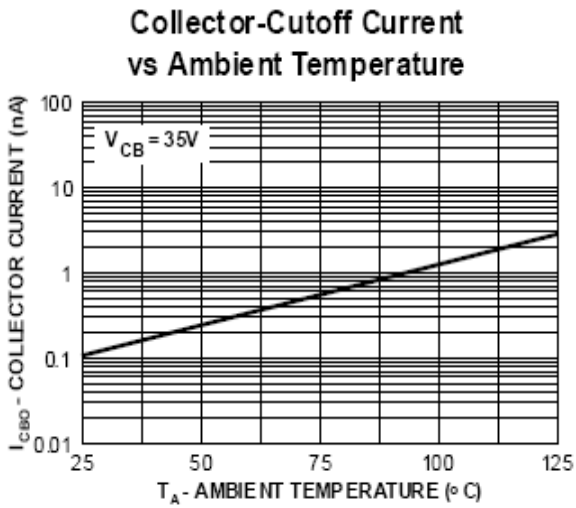
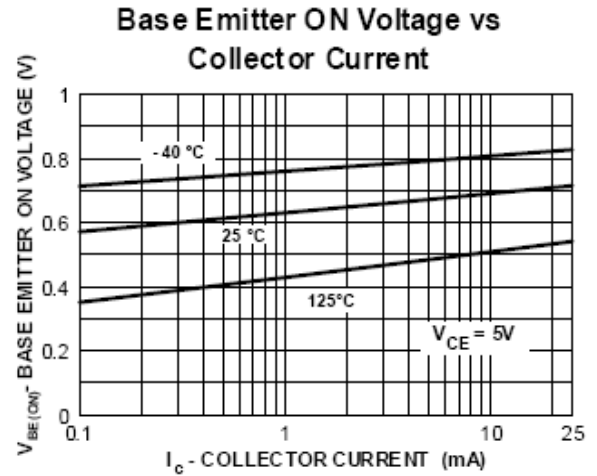
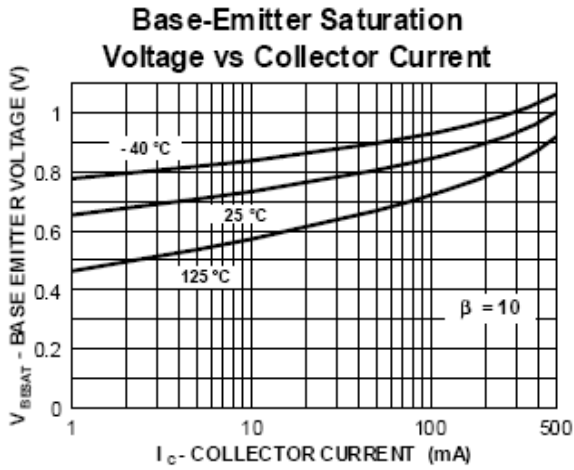
### MAXIMUM RATING @ Ta=25°C unless otherwise specified

Symbol	Parameter	Value	UNIT
$V_{CBO}$	collector-base voltage	-40	V
$V_{CEO}$	collector-emitter voltage	-40	V
$V_{EBO}$	emitter-base voltage	-5	V
$I_C$	collector current (DC)	-0.6	A
$P_C$	Collector dissipation	0.35	W
$R_{\theta JA}$	Thermal Resistance, Junction to Ambient	357	°C/W
$T_j, T_{stg}$	junction and storage temperature	-55 to +150	°C

**ELECTRICAL CHARACTERISTICS @ Ta=25°C unless otherwise specified**

Symbol	Parameter	Test conditions	MIN.	MAX.	UNIT
$V_{(BR)CBO}$	Collector-base breakdown voltage	$I_C = -100\mu A, I_E = 0$	-40		
$V_{(BR)CEO}$	Collector-emitter breakdown voltage	$I_C = -1mA, I_B = 0$	-40		
$V_{(BR)EBO}$	Emitter-base breakdown voltage	$I_E = -100\mu A, I_C = 0$	-5		
$I_{CEX}$	collector cut-off current	$V_{CE} = -35V, V_{BE} = 0.4V$		-0.1	$\mu A$
$I_{BL}$	Base cut-off current	$V_{CE} = -35V, V_{BE} = -0.4V$		-0.1	$\mu A$
$h_{FE}$	DC current gain	$V_{CE} = -1V; I_C = -0.1mA$ $V_{CE} = -1V; I_C = -1mA$ $V_{CE} = -1V; I_C = -10mA$ $V_{CE} = -2V; I_C = -150mA$ $V_{CE} = -2V; I_C = -500mA$	30 60 100 100 20	300	
$V_{CE(sat)}$	collector-emitter saturation voltage	$I_C = -150mA, I_B = -15mA$ $I_C = -500mA, I_B = -50mA$	-	-0.4 -0.75	V
$V_{BE(sat)}$	base-emitter saturation voltage	$I_C = -150mA; I_B = -15mA$ $I_C = -500mA; I_B = -50mA$	-0.75	-0.95 -1.3	V
$f_T$	transition frequency	$I_C = -20mA; V_{CE} = -10V;$ $f = 100MHz$	200	-	MHz

**TYPICAL CHARACTERISTICS @ Ta=25°C unless otherwise specified**




Device	Package	Shipping
MMBT4403	SOT-23	3000/Tape&Reel