

Features

- Halogen Free Available Upon Request By Adding Suffix "-HF"
- High Current Capability, Low Forward Voltage Drop.
- Lead Free Finish/RoHS Compliant(Note 1) ("P" Suffix Designates Compliant. See Ordering Information)
- Guardring For Overvoltage Protection
- Silicon Epitaxial Planar Chip, Metal Silicon Junction
- Epoxy Meets UL 94 V-0 Flammability Rating
- Moisture Sensitivity Level 1

Maximum Ratings

- Operating Junction Temperature Range(SS32HT~34HT): -55°C to +125°C
- Operating Junction Temperature Range(SS35HT~310HT): -55°C to +150°C
- Storage Temperature Range: -65°C to +175°C
- Typical Thermal Resistance: 35°C/W Junction to Case

MCC Part Number	Device Marking	Maximum Recurrent Peak Reverse Voltage	Maximum RMS Voltage	Maximum DC Blocking Voltage
SS32HT	32	20V	14V	20V
SS33HT	33	30V	21V	30V
SS34HT	34	40V	28V	40V
SS35HT	35	50V	35V	50V
SS36HT	36	60V	42V	60V
SS38HT	38	80V	56V	80V
SS310HT	310	100V	70V	100V

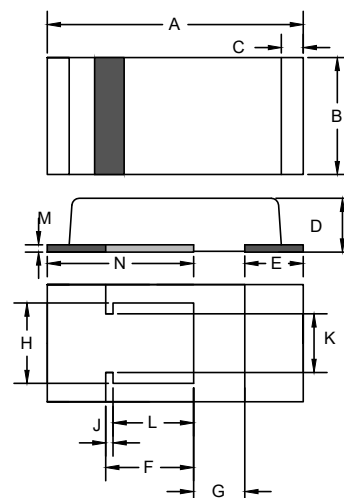
Electrical Characteristics @ 25°C Unless Otherwise Specified

Average Forward Current	$I_{F(AV)}$	3.0A	See Fig.1
Peak Forward Surge Current	I_{FSM}	50A	8.3ms, Half Sine
Maximum Instantaneous Forward Voltage SS32HT-SS34HT SS35HT-SS36HT SS38HT-SS310HT	V_F	0.55V 0.70V 0.85V	$I_{FM}=3.0A;$ $T_J=25^{\circ}C$
Maximum DC Reverse Current at Rated DC Blocking Voltage	I_R	0.1mA 10mA	$T_J=25^{\circ}C$ $T_J=100^{\circ}C$
Typical Junction Capacitance	C_J	160pF	Measured at 1.0MHz, $V_R=4.0V$

Note :1. High Temperature Solder Exemption Applied, See EU Directive Annex 7a.

3.0 Amp Schottky Rectifiers 20 to 100 Volts

SOD-123HT



DIM	DIMENSIONS				NOTE
	INCHES		MM		
	MIN	MAX	MIN	MAX	
A	0.130	0.146	3.30	3.70	
B	0.055	0.071	1.40	1.80	
C	0.012		0.30		
D	0.024	0.039	0.60	1.00	
E	0.031		0.80		
F	0.043	0.051	1.10	1.30	
G	0.028	0.032	0.60	0.80	
H	0.039	0.047	1.00	1.20	
J	0.024		0.60		
K	0.030	0.034	0.75	0.85	
L	0.039	0.047	1.00	1.20	
M	0.004		0.10		
N	0.075	0.083	2.10	1.90	

Curve Characteristics

Fig. 1 - Forward Current Derating Curve

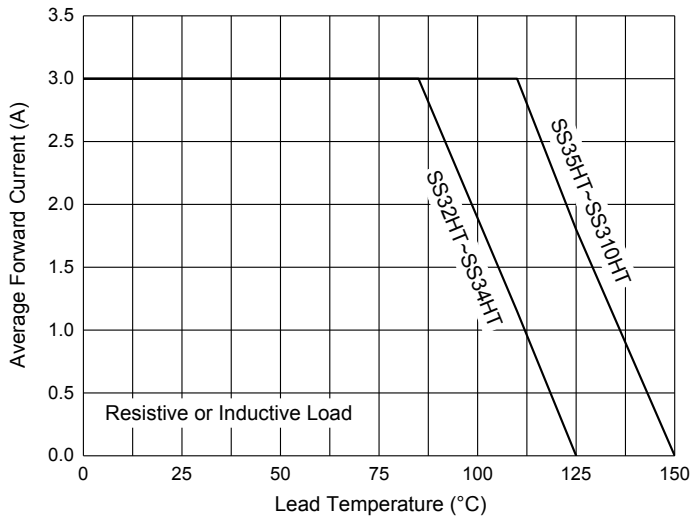


Fig. 2 - Maximum Non-Repetitive Peak Forward Surge Current

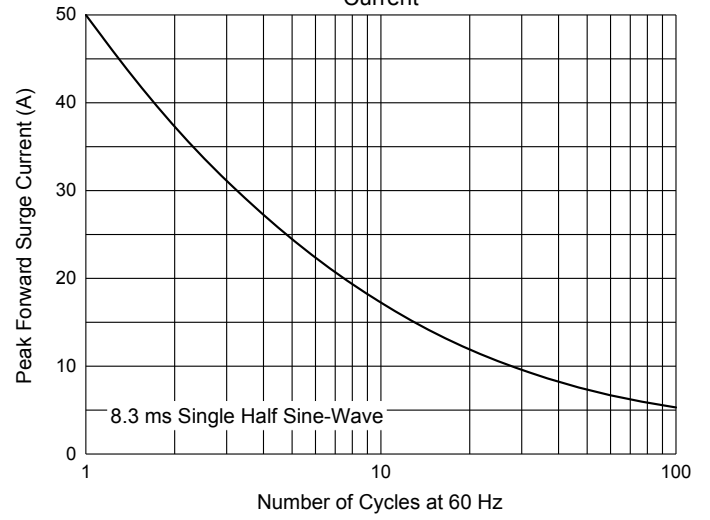


Fig. 3 - Typical Instantaneous Forward Characteristics

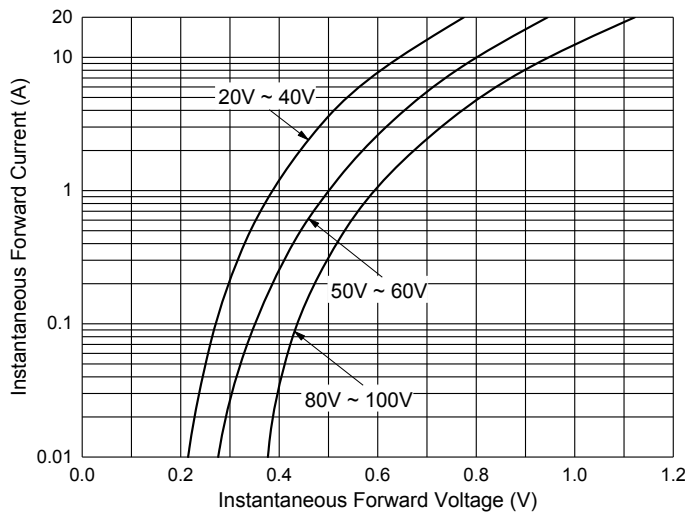
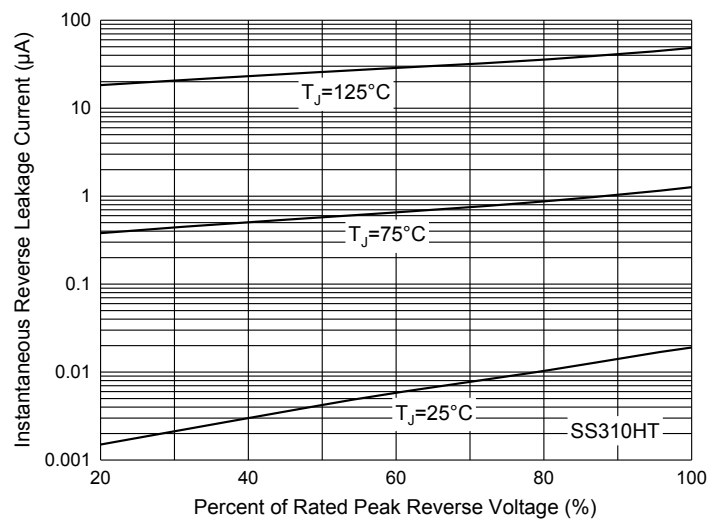


Fig. 4 - Typical Reverse Leakage Characteristics



Ordering Information

Device	Packing
Part Number-TP	Tape&Reel: 3Kpcs/Reel

Note : Adding "-HF" Suffix For Halogen Free, eg. Part Number-TP-HF

IMPORTANT NOTICE

Micro Commercial Components Corp. reserves the right to make changes without further notice to any product herein to make corrections, modifications , enhancements , improvements , or other changes . **Micro Commercial Components Corp.** does not assume any liability arising out of the application or use of any product described herein; neither does it convey any license under its patent rights ,nor the rights of others . The user of products in such applications shall assume all risks of such use and will agree to hold **Micro Commercial Components Corp.** and all the companies whose products are represented on our website, harmless against all damages.

LIFE SUPPORT

MCC's products are not authorized for use as critical components in life support devices or systems without the express written approval of Micro Commercial Components Corporation.

CUSTOMER AWARENESS

Counterfeiting of semiconductor parts is a growing problem in the industry. Micro Commercial Components (MCC) is taking strong measures to protect ourselves and our customers from the proliferation of counterfeit parts. MCC strongly encourages customers to purchase MCC parts either directly from MCC or from Authorized MCC Distributors who are listed by country on our web page cited below. Products customers buy either from MCC directly or from Authorized MCC Distributors are genuine parts, have full traceability, meet MCC's quality standards for handling and storage. **MCC will not provide any warranty coverage or other assistance for parts bought from Unauthorized Sources.** MCC is committed to combat this global problem and encourage our customers to do their part in stopping this practice by buying direct or from authorized distributors.